




FRM AVIATION SERVICES

FLEET RELIABILITY MANAGEMENT

**CFM56-7B**

**ESN:** 



DATE: 10<sup>TH</sup> SEPTEMBER 2020

GT ENGINE SERVICES, STANSTED (STN)

FRM AVIATION SERVICES LTD – UK.145.01447

contact@frmaviation.aero | +44(0)7972242774

# QEC INVENTORY CHECK

This report is submitted subject to the condition that it is understood and agreed that the contents are based on diligent inspection and are exclusive of latent defects in materials, rigging, or systems not detectable without removal or disassembly; but are believed to be correct and are a fair representation of the condition of the engine at the time of inspection and prior to any subsequent operation. This survey is submitted without prejudice and in confidence to the named client and is without responsibility to others to whom it may be shown.

# CFM56-7B QEC INVENTORY CHECK FOR PRE-PURCHASE.



FRM AVIATION SERVICES

FLEET RELIABILITY MANAGEMENT

P/N:	CFM56-7B26	S/N:		TSN:	71677:00	INSPECTOR:	
DATE:	10.09.2021	LOCATION:	STANSTED (STN)	CSN:	29896	CLIENT:	

REFERENCE			NOMENCLATURE	INCOMING		OUTGOING		MISSING?
ITEM	REF FIG:	PAGE NO:	DESCRIPTION	PART NUMBER	SERIAL NUMBER	PART NUMBER	SERIAL NUMBER	REMARK OR PHOTOS REF:
1	Aa	4	ACTUATOR VBV (LH)	7074-200	COVERED	COVERED	COVERED	
2	Ab	4	ACTUATOR VBV (RH)	7074-300	YU020227-7	COVERED	COVERED	
3	Ba	4	ACTUATOR VSV	1211313-010	APMNW994	1211313-010	APMNW994	
4	Bb	4	ACTUATOR VSV	1211313-010	YG871	1211313-010	YG871	
18	K	8	BURNER-STAGING-VALVE	PART NOT PRESENT ON ENGINE ARRIVAL		PART NOT PRESENT ON ENGINE DEPARTURE		
11	G	6	CLOGGED OIL TRANSMITTER	PART NOT PRESENT ON ENGINE ARRIVAL		QA07656	RD9-7804	
5	C	5	COOLER IDG AIR/OIL	S332A260-1	8712R	S332A260-1	8712R	
19	L	9	COOLER-IDG FUEL/OIL	45731-1392	YB910114-P	45731-1392	YB910114-P	
6	D	5	ELECTRONIC CONTROL UNIT (ECU)	1853M33P05	LMDN4916	1853M33P05	LMDN4916	
7	E	6	EXHAUST PRIMARY NOZZLE	314A2610-1	211	COVERED	COVERED	
8	E	6	EXHAUST PRIMARY PLUG ASSEMBLY	314A2620-1	65	COVERED	COVERED	
9	F	6	FILTER CASE DRAIN	7579078	10652	7579078	10652	
10	G	6	FILTER OIL SCAVENGE	PART NOT PRESENT ON ENGINE ARRIVAL		41F9003	MA494499-9	
12	H	7	FILTER-FUEL NOZZLE	FA00631C	YP931982-E	FA00631C	YP931982-E	
13	I	7	FIRE DETECTOR CORE LEFT HAND	902862	875183	COVERED	875183	
14	I	7	FIRE DETECTOR CORE RIGHT HAND	S332T100-38	1585	COVERED	1585	
15	I	7	FIRE DETECTOR FAN LOWER	S332T100-30	1888	COVERED	1888	
16	I	7	FIRE DETECTOR FAN UPPER	902864	3469	COVERED	3469	
17	J	8	HEAT EXCHANGER-OIL FUEL	11-841193-4	26575	11-841193-4	26575	
20	M	9	HEATER-SERVO FUEL	45731-1381	35908	45731-1381	35908	
21	N	10	HPTCC THERMOCOUPLE	8TC19AAH1	GDB6302F	8TC19AAH1	GDB6302F	
22	O	10	HYDRO MECHANICAL UNIT (HMU)	442355	BECW3274	442355	BECW3274	
23	P	11	IDENT. PLUG (CONNECTOR)	390-660-401-0	YJ378022-U	390-660-401-0	YJ378022-U	
24	Q	11	IGNITION EXCITER	10-631045-2	UNNES900	10-631045-2	UNNES900	
25	Q	11	IGNITION EXCITER	10-631045-3	J3Y795	10-631045-3	J3Y795	
26	Q	11	IGNITION LEAD	9059110-1	UNK22457	9059110-1	UNK22457	
27	Q	11	IGNITION LEAD	9059110-1	KG0390	9059110-1	KG0390	
28	R	12	INTEGRATED DRIVE GENERATOR (IDG)	767146A	1197	761574B	1197	
			LEAD T5	PART NOT PRESENT ON ENGINE ARRIVAL		PART NOT PRESENT ON ENGINE DEPARTURE		
29	S	12	MOUNT AFT ASSEMBLY	UNREADABLE	COVERED	310A2031-23	92	
30	S	12	MOUNT FWD ASSY	310A2020-11	4564	310A2020-11	4564	
42	Y	15	MOUNT-THRUST LEFT HAND	340-060-001-0	DA220771-E	340-060-001-0	DA220771-E	
43	Y	15	MOUNT-THRUST RIGHT HAND	340-032-901-0	DA220758-8	340-032-901-0	DA220758-8	

# CFM56-7B QEC INVENTORY CHECK FOR PRE-PURCHASE.



FRM AVIATION SERVICES

FLEET RELIABILITY MANAGEMENT

P/N:	CFM56-7B26	S/N:	[REDACTED]	TSN:	71677:00	INSPECTOR:	
DATE:	10.09.2021	LOCATION:	STANSTED (STN)	CSN:	29896	CLIENT:	

33	T	13	PROBE CIT/T25 TEMP SENSOR	UNREADABLE	COVERED	COVERED	COVERED	
34	U	13	PROBE T49.5	TC296-02	YC075544-D	TC296-02	YC075550-P	
35	U	13	PROBE T49.5	TC296-02	YC075550-P	TC296-02	YC075561-0	
36	U	13	PROBE T49.5	TC296-02	YC075561-0	TC296-02	YC075552-Y	
37	U	13	PROBE T49.5	TC296-02	YC075552-Y	TC296-02	YC075544-D	
38	V	14	PROBE-T12	PART NOT PRESENT ON ENGINE ARRIVAL		PART NOT PRESENT ON ENGINE DEPARTURE		
39	O	10	PUMP FUEL	828300-5	YA010515-9	828300-5	YA010515-9	
40	W	14	PUMP HYDRAULIC (EDP)	849589	MX750352	849589	MX750352	
41	X	15	PUMP OIL-LUBRICATION & SCAVENGE	PART NOT PRESENT ON ENGINE ARRIVAL		PART NOT PRESENT ON ENGINE DEPARTURE		REF PHOTO A
44	R	12	QAD ADAPTER IDG	UNREADABLE	COVERED	COVERED	COVERED	
45	Z	16	ROTOR ALTERNATOR	PART NOT PRESENT ON ENGINE ARRIVAL		COVERED	COVERED	
			SEALSET GEARBOX	PART NOT PRESENT ON ENGINE ARRIVAL		PART NOT PRESENT ON ENGINE DEPARTURE		
46	AA	16	SENSOR N1 SPEED	320-862-401-0	YJ185108-7	320-862-401-0	YJ185108-7	
47	AB	17	SENSOR N2 SPEED	PART NOT PRESENT ON ENGINE ARRIVAL		320-549-004-0	YJ192574-4	
48	AC	17	SENSOR OIL LEVEL	8TJ146CFA1	YE010101-W	8TJ146CFA1	YE010101-W	
49	AD	18	SENSOR OIL PRESSURE	APTE-8A-2000-7BARD	K-21904	APTE-8A-2000-7BARD	K-21904	
50	AE	18	SENSOR OIL TEMPERATURE (PROBE)	RP238-00	YC09566-0	RP238-00	YC09566-0	
51	AF	19	SENSOR T3 COMPRESSOR TEMP DISCH	8TC19AAN1	GDBC082A	COVERED	COVERED	
			SENSOR T5	PART NOT PRESENT ON ENGINE ARRIVAL		PART NOT PRESENT ON ENGINE DEPARTURE		
52	AG	19	SENSOR VIBRATION BEARING1	UNREADABLE	COVERED	COVERED	COVERED	
53	AH	20	SENSOR VIBRATION FCCV	UNREADABLE	COVERED	COVERED	COVERED	
54	AI	20	STARTER AIR TURBINE	3505945-12	A1825C	3505945-12	A1825C	
55	AJ	21	STARTER VALVE	S332A002-2	13927	S332A002-2	13927	
			STATOR AC GENERATOR	PART NOT PRESENT ON ENGINE ARRIVAL		PART NOT PRESENT ON ENGINE DEPARTURE		
56	AK	21	SWITCH FUEL FILTER DIFF PRESSURE	QA07995	RB11-3516	QA07995	RB11-3516	
57	AL	22	SWITCH INLET COWL TAI PRESSURE	21SN41-52	875183	21SN41-52	875183	
58	AM	22	TANK OIL	340-403-802-0	YT010081-E	340-403-802-0	YT010081-E	
31	S	12	THRUST LINK ASSEMBLY LH	310A2041-9	875183	COVERED	COVERED	
32	S	12	THRUST LINK ASSEMBLY RH	310A2041-10	875183	COVERED	COVERED	
59	AN	23	TRANSMITTER FUEL FLOW	8TJ167GHW1	GDB3742M	8TJ167GHM1	GDB3742M	
60	AO	23	VALVE AIR TRANSIENT BLEED	1821M60P02	GRTM9760	3291380	GRTM9760	
61	AP	24	VALVE BLEED AIR CHECK	3202222-1	6479	3202222-1	6479	
62	AQ	24	VALVE BLEED AIR PRESS REGULATOR	UNREADABLE	COVERED	COVERED	COVERED	
63	AR	25	VALVE H.P.T CLEARANCE CONTROL	3291186-6	GRTG0009C	3291186-6	GRTG0009C	
64	AS	25	VALVE HIGH STAGE	3214446-4	3293	3214446-4	3293	
65	AT	26	VALVE HIGH STAGE REGULATOR	107484-7	1242C	107484-7	1242C	
66	AU	26	VALVE L.P.T CLEARANCE CONTROL	C24937001-1	YRD10103-1	C24937001-1	YRD10103-1	



# CFM56-7B QEC INVENTORY CHECK FOR PRE-PURCHASE.



**FRM AVIATION SERVICES**

FLEET RELIABILITY MANAGEMENT

P/N:	CFM56-7B26	S/N:	[REDACTED]	TSN:	71677:00	INSPECTOR:	
DATE:	10.09.2021	LOCATION:	STANSTED (STN)	CSN:	29896	CLIENT:	

67	AV	27	VALVE OIL -ANTI LEAK	340-400-203-0	YT015116-9	340-400-203-0	YT015116-9	
68	AW	27	VALVE PRECOOLER CONTROL	63292146-1	8127	63292146-1	8127	
69	AX	28	VALVE PRESS REGULATOR & SHUTOFF	3214552-5	675C	3214552-5	675C	
70	AY	28	VALVE TAI -TEMP SOLENOID WING ANTI ICE	320548-2	5850	COVERED	COVERED	
71	AZ	29	VALVE THERMAL ANTI ICING (TAI) INLET COWL	3215618-5	7877	3215618-5	7877	

## ACCOMPLISHMENT INSTRUCTIONS:

1. ALL ENTRIES PERTINENT IN ABOVE TABLE TO BE ACKNOWLEDGED BY INSPECTOR USING THE FOLLOWING STANDARDISED TERMINOLOGY.

- ALL READABLE LRU P/N & S/N TO BE ENTERED IN 'OUTGOING P/N & S/N' COLUMNS
- ANY LRU'S NOT FITTED TO HAVE AN AREA PHOTO WHERE POSSIBLE DEMONSTRATING THE MISSING COMPONENT AND THE PHOTO ALLOCATED WITH A REFERENCE NUMBER FOR THE PHOTO TO BE DISPLAYED ON PAGE 30 ONWARDS. REFERENCE NUMBER TO BE INSERTED IN FURTHEST RH COLUMN OF TABLE.
- ANY P/N OR S/N NOT ACCESSIBLE DUE TO ENGINE ACCESS CONFIGURATION TO HAVE 'INACCESSIBLE' ANNOTATED
- ANY P/N OR S/N WITH MISSING DATA PLATE TO BE ANNOTATED 'MISSING DATA PLATE'
- ANY LRU P/N OR S/N THAT HAS ITS DATA PLATE EITHER COVERED OR UNREADABLE TO BE ANNOTED EITHER 'COVERED' OR 'UNREADABLE'.



# CFM56-7B QEC INVENTORY CHECK FOR PRE-PURCHASE.

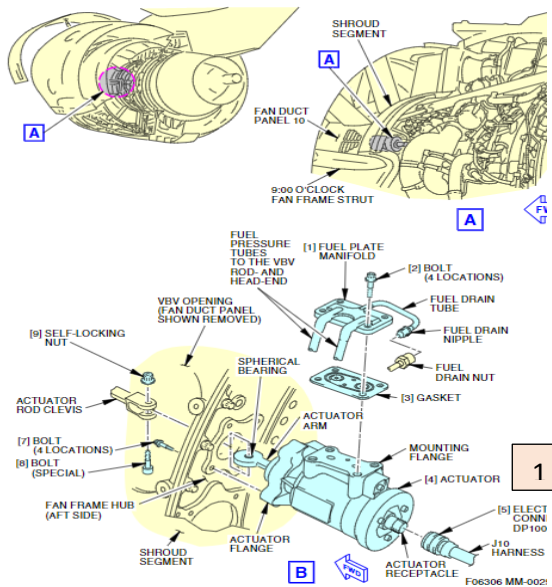


**FRM AVIATION SERVICES**

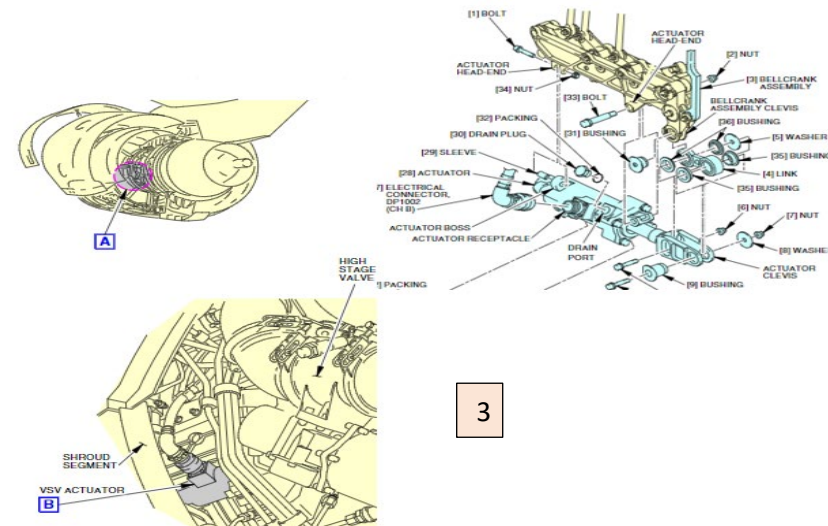
FLEET RELIABILITY MANAGEMENT

P/N:	CFM56-7B26	S/N:	[REDACTED]	TSN:	71677:00	INSPECTOR:	
DATE:	10.09.2021	LOCATION:	STANSTED (STN)	CSN:	29896	CLIENT:	

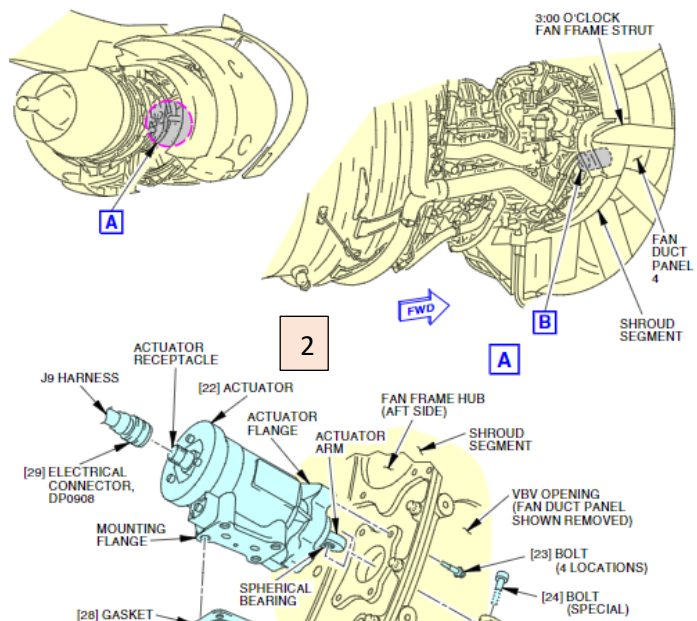
Aa:



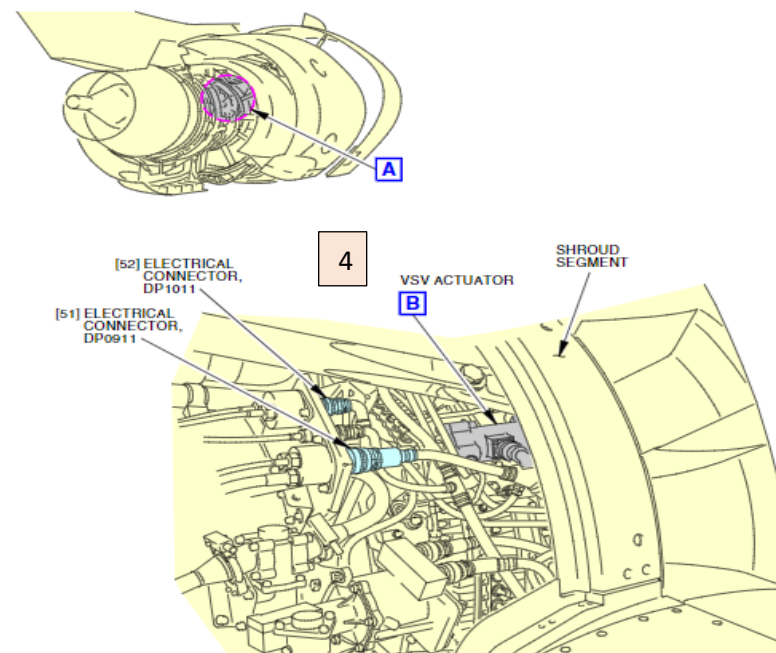
Ba:



Ab:



Bb:



# CFM56-7B QEC INVENTORY CHECK FOR PRE-PURCHASE.



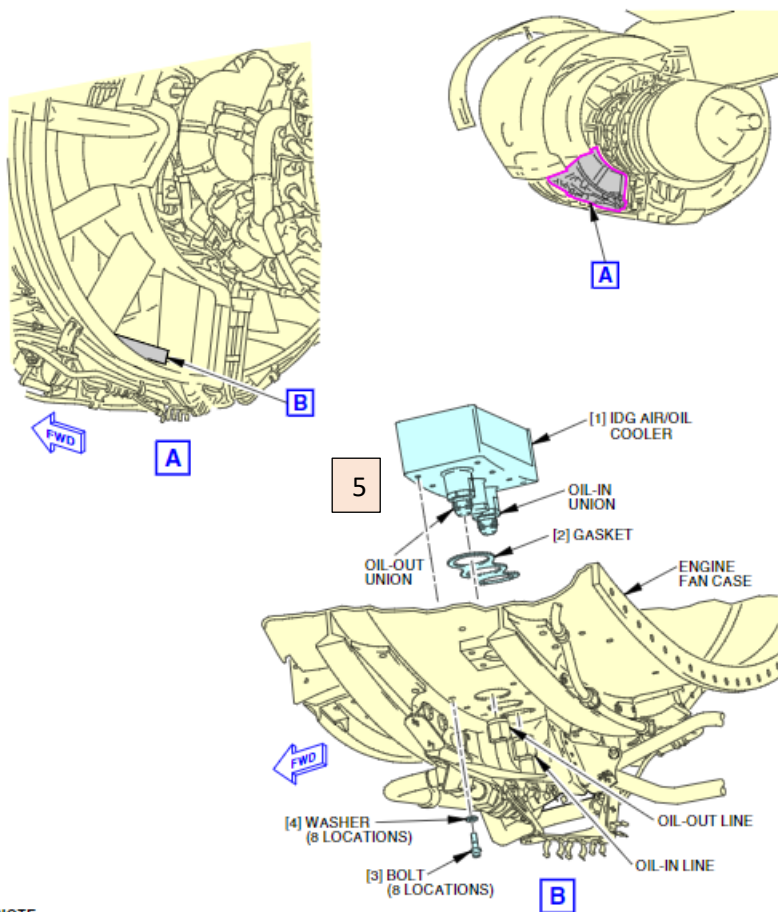
FRM AVIATION SERVICES

FLEET RELIABILITY MANAGEMENT

P/N:	CFM56-7B26	S/N:	[REDACTED]	TSN:	71677:00	INSPECTOR:	
DATE:	10.09.2021	LOCATION:	STANSTED (STN)	CSN:	29896	CLIENT:	

C:

**BOEING**  
737-600/700/800/900  
AIRCRAFT MAINTENANCE MANUAL



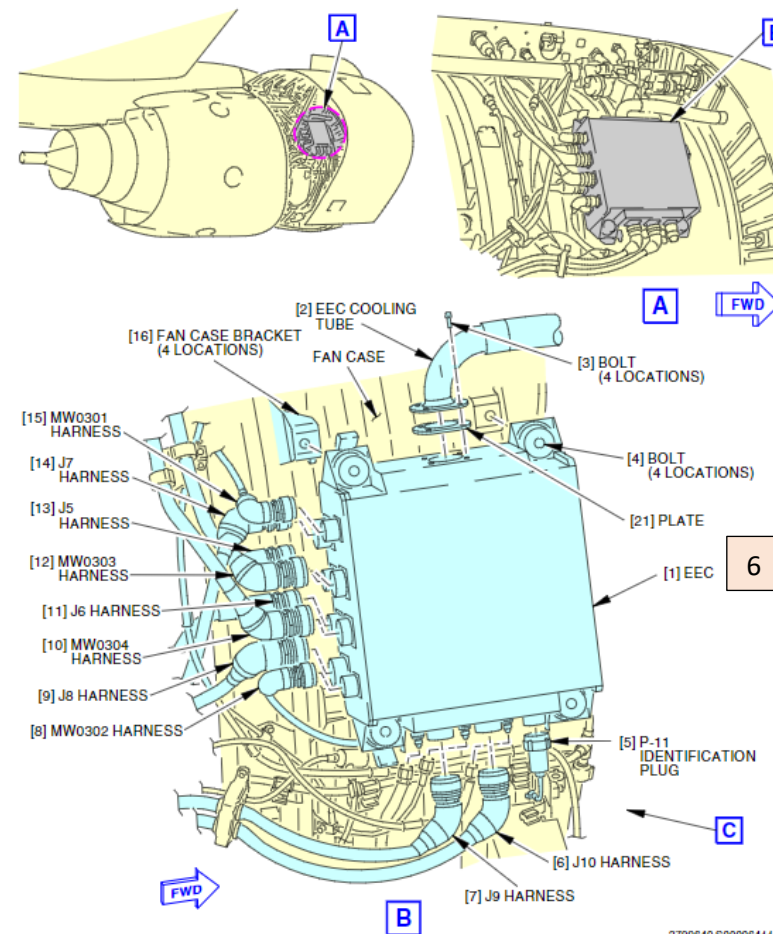
NOTE:  
CFMI WIRE HARNESSES ARE NOT SHOWN.

F28303 S0006566145\_V4

Integrated Drive Generator (IDG) Air/Oil Cooler Installation  
Figure 401/24-11-21-990-801

D:

**CFM56 ENGINES (CFM56-7)** **BOEING**  
737-600/700/800/900  
AIRCRAFT MAINTENANCE MANUAL



2799640 S0000641187\_1

Electronic Engine Control Installation  
Figure 401/73-21-60-990-801-F00 (Sheet 1 of 3)

# CFM56-7B QEC INVENTORY CHECK FOR PRE-PURCHASE.



**FRM AVIATION SERVICES**

FLEET RELIABILITY MANAGEMENT

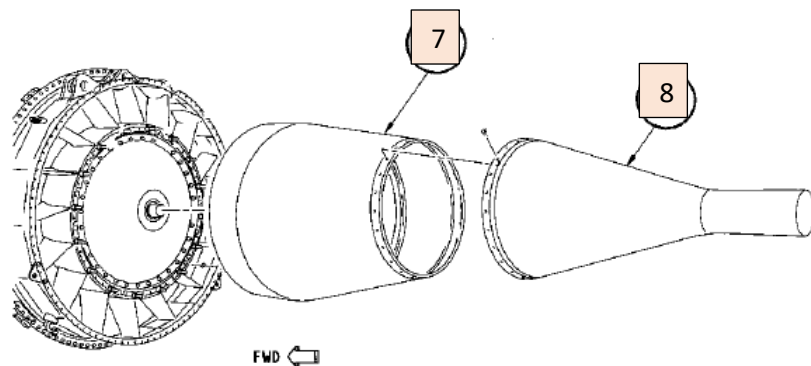
P/N:	CFM56-7B26	S/N:	[REDACTED]	TSN:	71677:00	INSPECTOR:	
DATE:	10.09.2021	LOCATION:	STANSTED (STN)	CSN:	29896	CLIENT:	



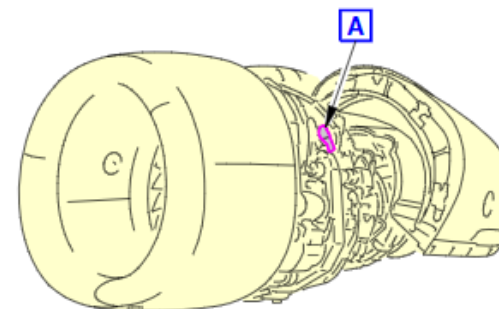
737-600/700/800/900

**AIRCRAFT MAINTENANCE MANUAL**

E:

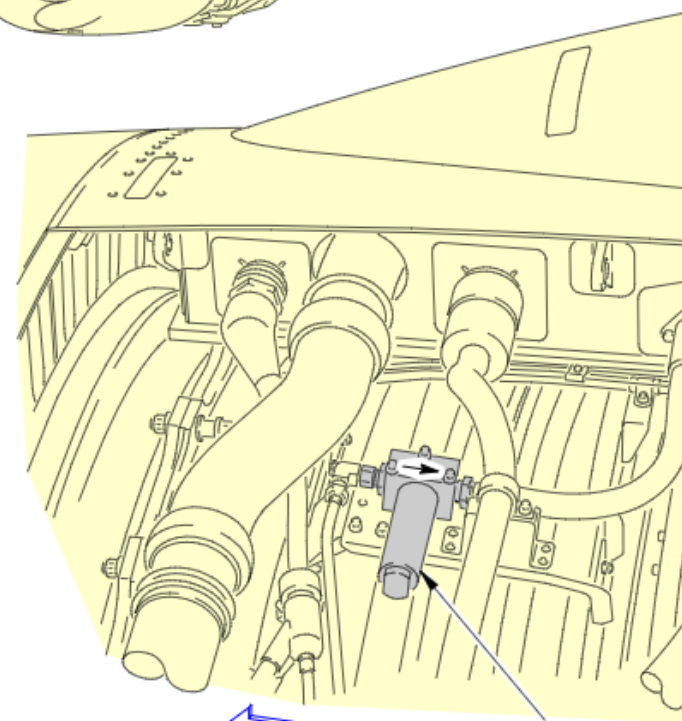
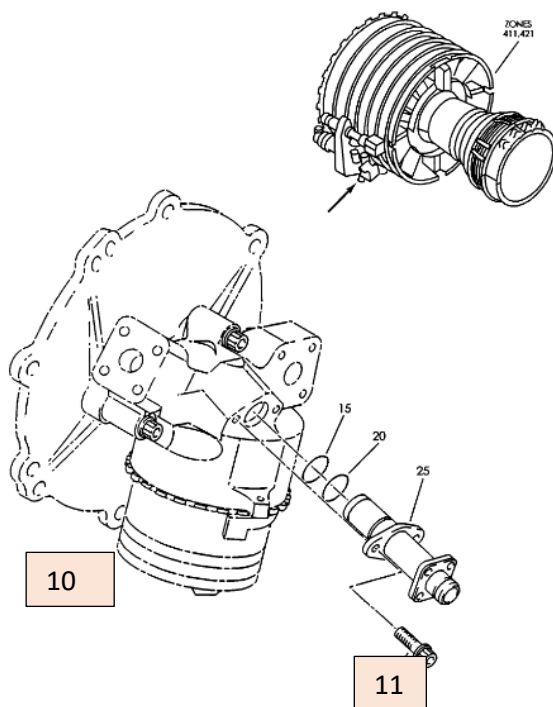


F:



**BOEING**  
737-600/700/800/900  
PARTS CATALOG (MAINTENANCE)

G:



CASE DRAIN FILTER



# CFM56-7B QEC INVENTORY CHECK FOR PRE-PURCHASE.

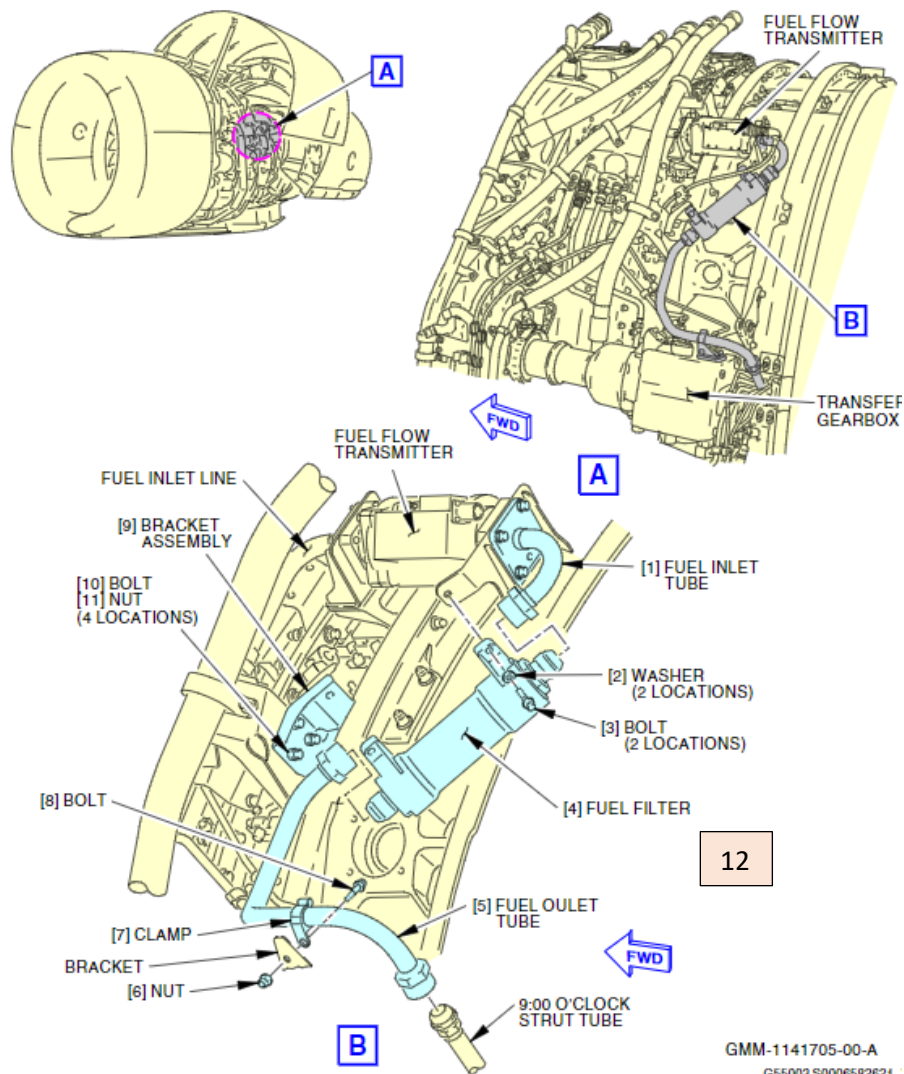


**FRM AVIATION SERVICES**

FLEET RELIABILITY MANAGEMENT

P/N:	CFM56-7B26	S/N:	[REDACTED]	TSN:	71677:00	INSPECTOR:	
DATE:	10.09.2021	LOCATION:	STANSTED (STN)	CSN:	29896	CLIENT:	

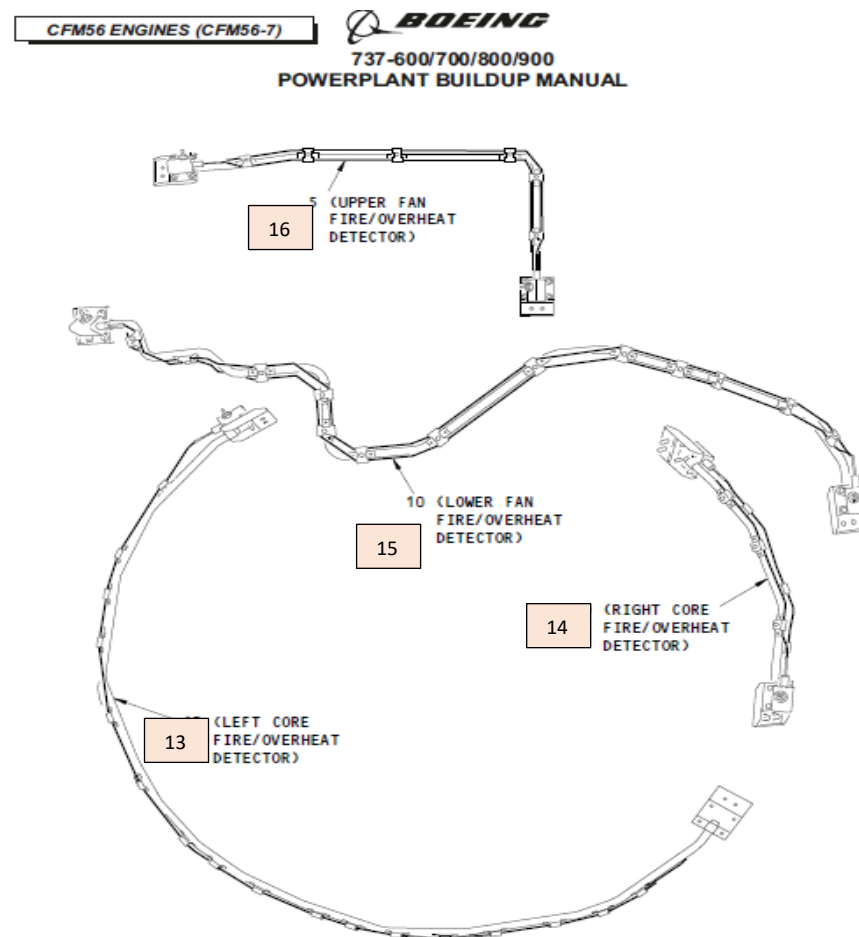
H:



Fuel Nozzle Filter Installation (SAC)  
Figure 401/73-11-03-990-801-F00

GMM-1141705-00-A  
G55003 S0006582621

I:



Fire/Overheat Detector Installation  
Figure 28-1 (Sheet 1)

F19064 S00041153959\_V2



# CFM56-7B QEC INVENTORY CHECK FOR PRE-PURCHASE.

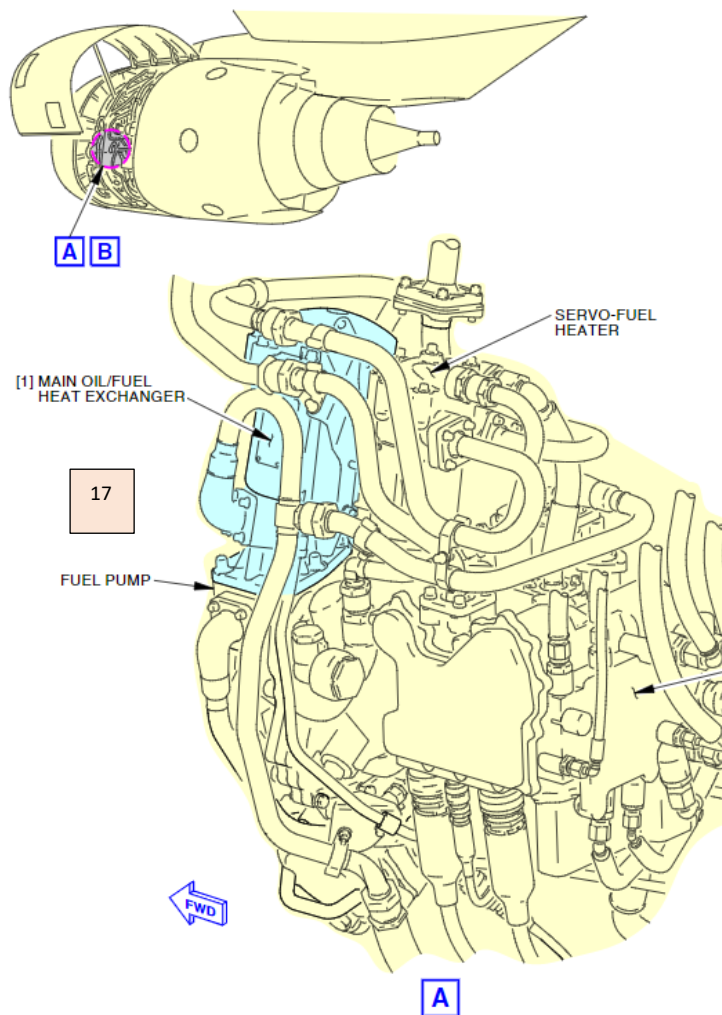


**FRM AVIATION SERVICES**

FLEET RELIABILITY MANAGEMENT

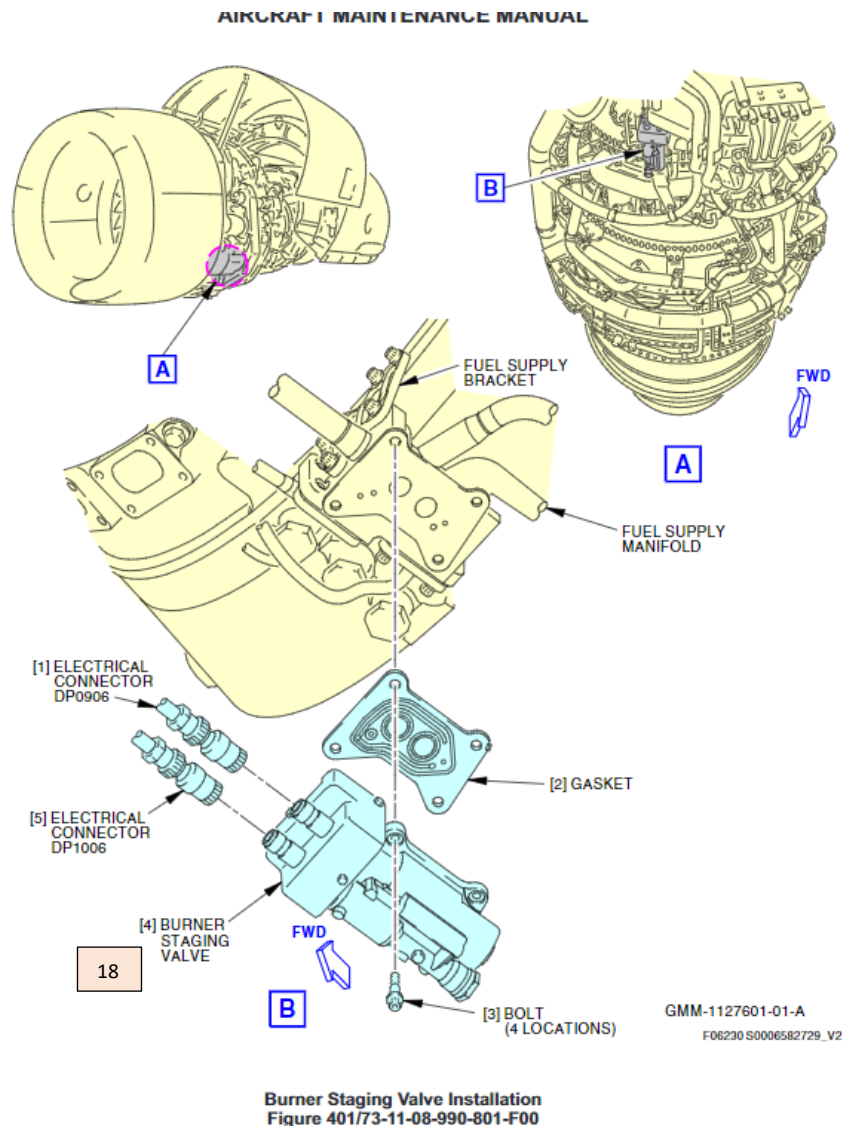
P/N:	CFM56-7B26	S/N:	[REDACTED]	TSN:	71677:00	INSPECTOR:	
DATE:	10.09.2021	LOCATION:	STANSTED (STN)	CSN:	29896	CLIENT:	

J:



Main Oil/Fuel Heat-Exchanger Installation

K:



# CFM56-7B QEC INVENTORY CHECK FOR PRE-PURCHASE.



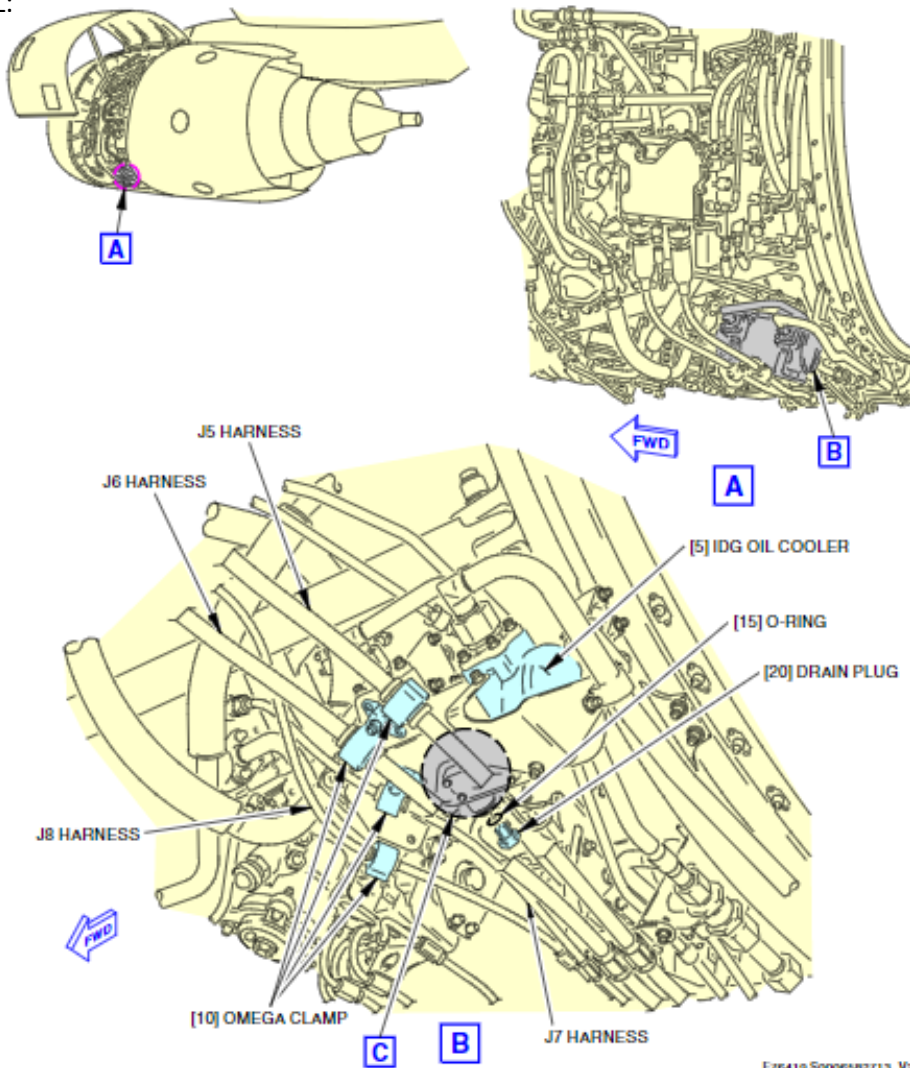
**FRM AVIATION SERVICES**

FLEET RELIABILITY MANAGEMENT

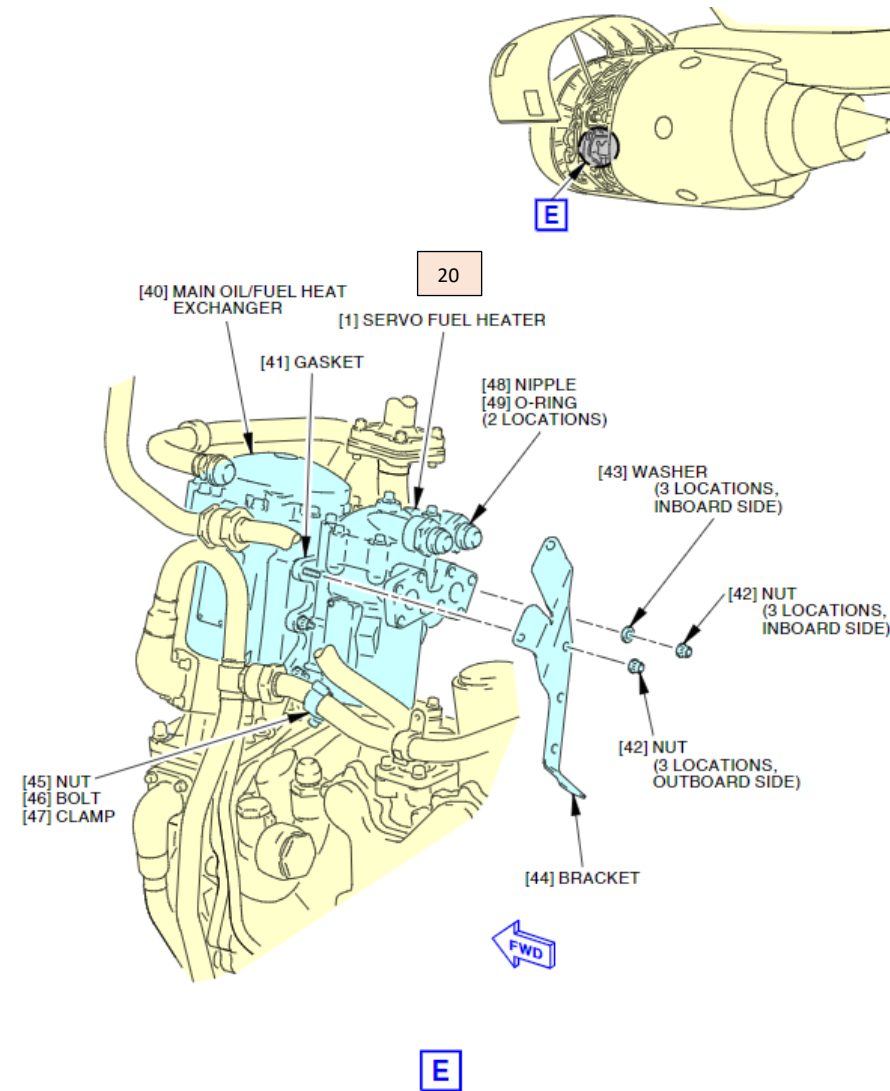
P/N:	CFM56-7B26	S/N:	[REDACTED]	TSN:	71677:00	INSPECTOR:	
DATE:	10.09.2021	LOCATION:	STANSTED (STN)	CSN:	29896	CLIENT:	

**CFM56 ENGINES (CFM56-7)**  **737-600/700/800/900**  
**AIRCRAFT MAINTENANCE MANUAL**

L:



M:



F76419 S0006582713\_V2

G94680 S0006582724\_V3

# CFM56-7B QEC INVENTORY CHECK FOR PRE-PURCHASE.



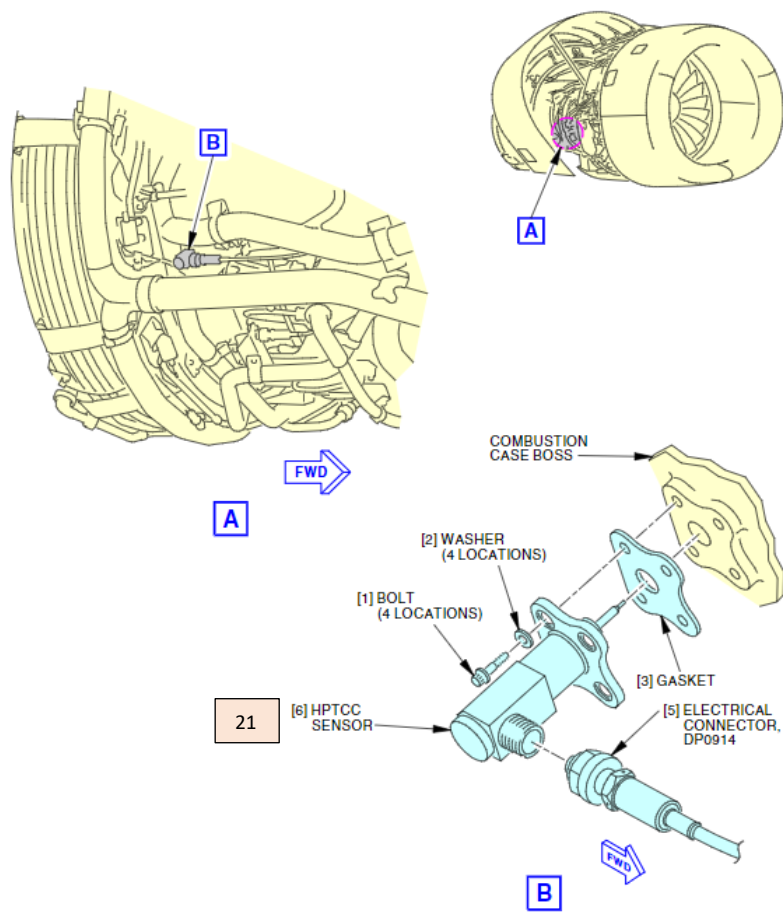
FRM AVIATION SERVICES

FLEET RELIABILITY MANAGEMENT

P/N:	CFM56-7B26	S/N:	[REDACTED]	TSN:	71677:00	INSPECTOR:	
DATE:	10.09.2021	LOCATION:	STANSTED (STN)	CSN:	29896	CLIENT:	

N:

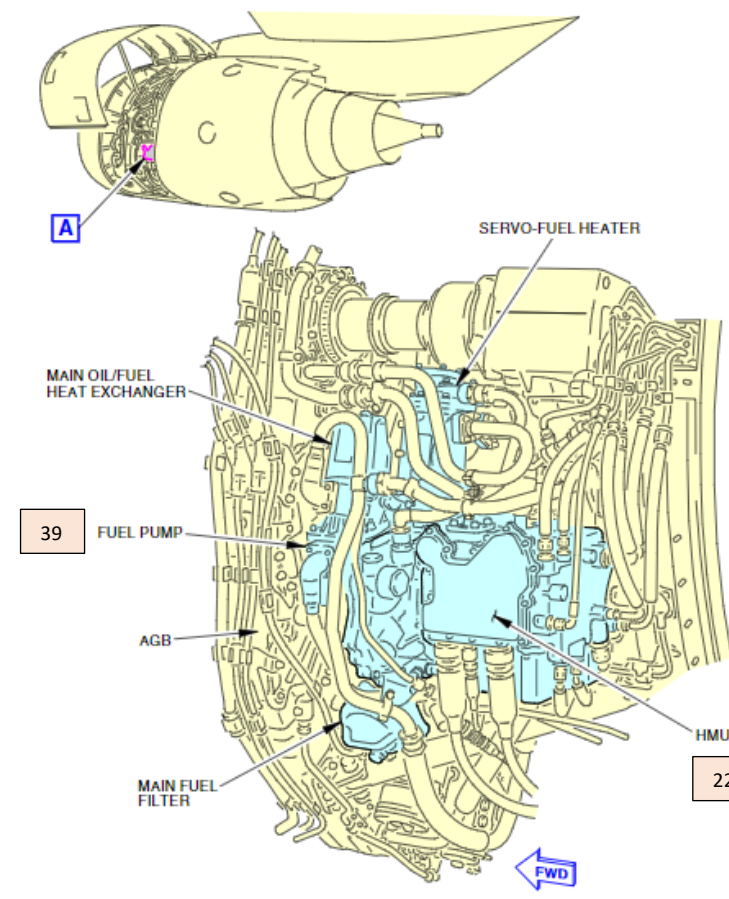
CFM56 ENGINES (CFM56-7) **BOEING**  
737-600/700/800/900  
AIRCRAFT MAINTENANCE MANUAL



F04205 S0006582893\_V3

O:

CFM56 ENGINES (CFM56-7) **BOEING**  
737-600/700/800/900  
AIRCRAFT MAINTENANCE MANUAL



2534733 50000600331\_V1

# CFM56-7B QEC INVENTORY CHECK FOR PRE-PURCHASE.

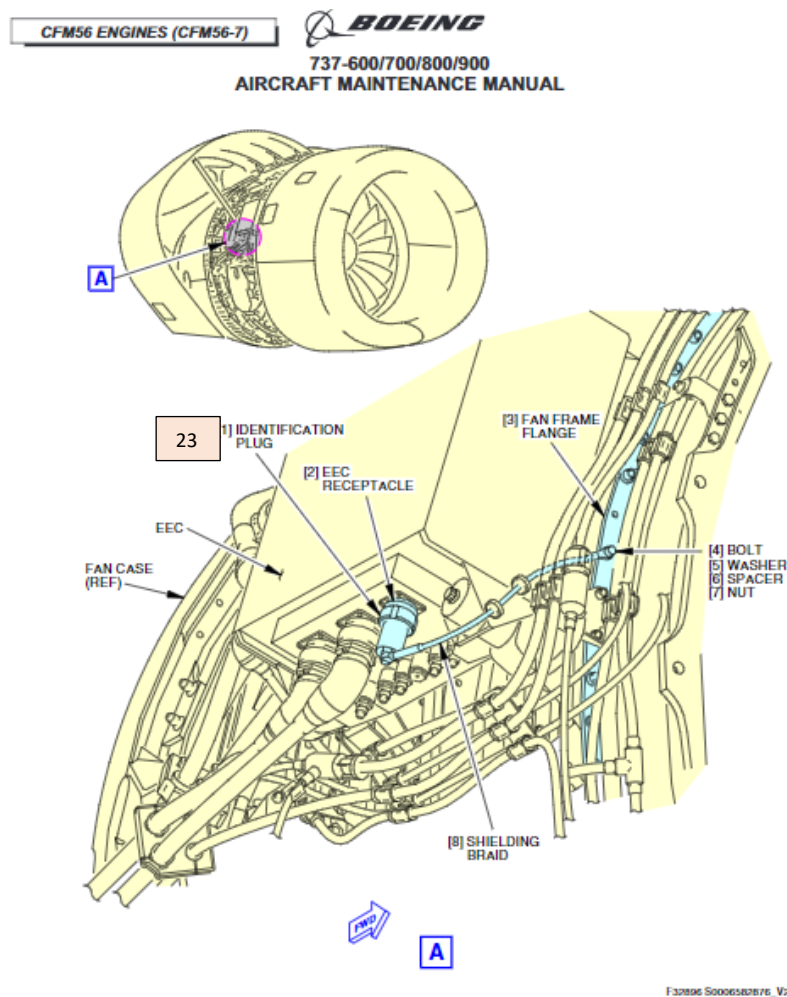


**FRM AVIATION SERVICES**

FLEET RELIABILITY MANAGEMENT

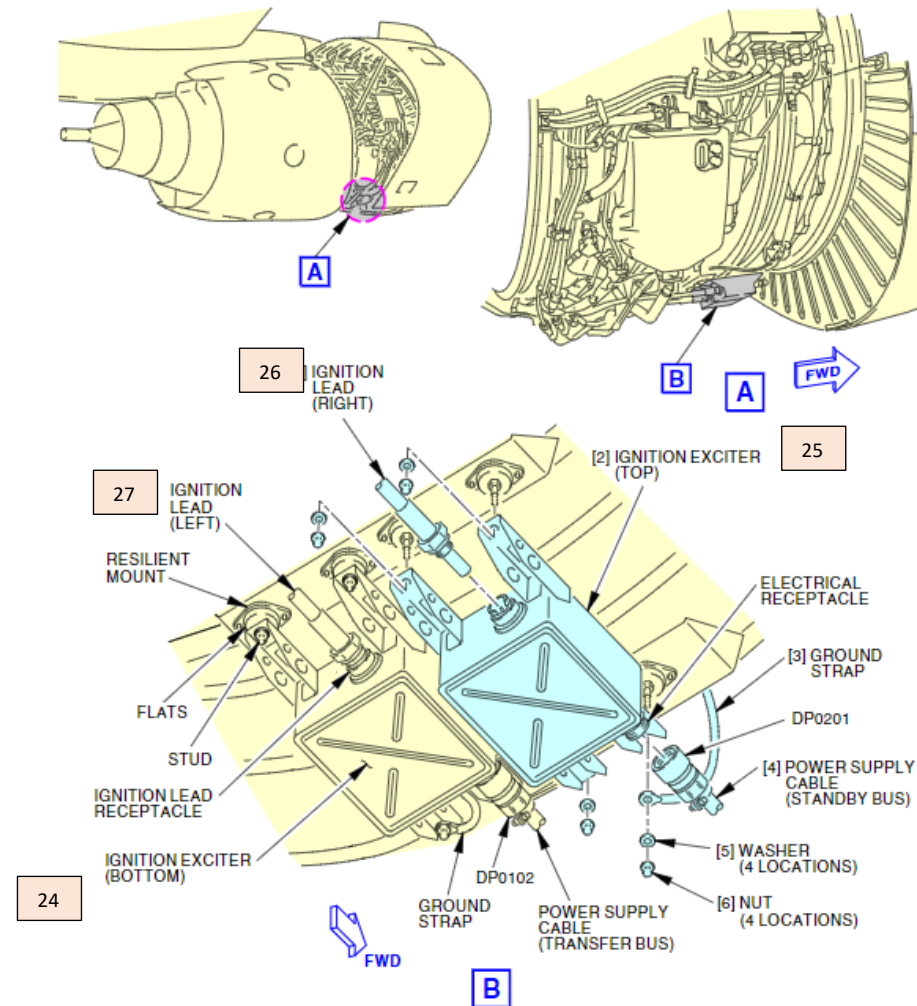
P/N:	CFM56-7B26	S/N:	[REDACTED]	TSN:	71677:00	INSPECTOR:	
DATE:	10.09.2021	LOCATION:	STANSTED (STN)	CSN:	29896	CLIENT:	

P:



Identification Plug Installation  
Figure 401/73-21-61-990-801-F00

Q:



# CFM56-7B QEC INVENTORY CHECK FOR PRE-PURCHASE.



**FRM AVIATION SERVICES**

FLEET RELIABILITY MANAGEMENT

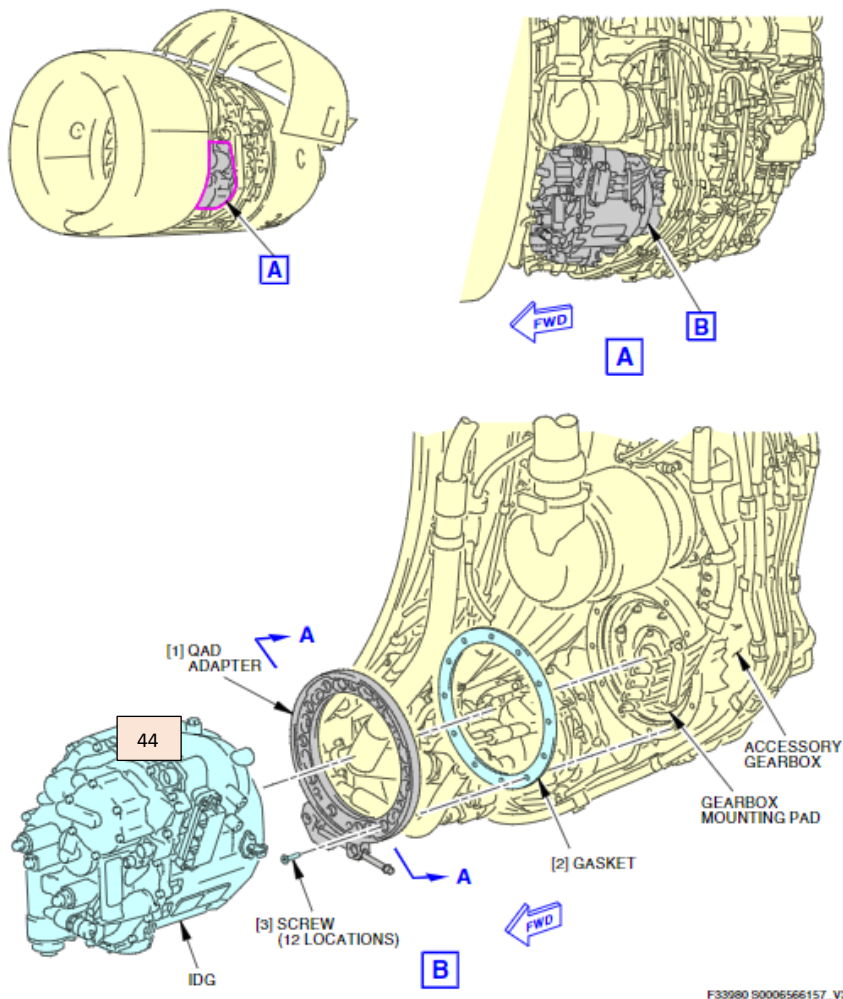
P/N:	CFM56-7B26	S/N:	[REDACTED]	TSN:	71677:00	INSPECTOR:	
DATE:	10.09.2021	LOCATION:	STANSTED (STN)	CSN:	29896	CLIENT:	



**737-600/700/800/900  
AIRCRAFT MAINTENANCE MANUAL**

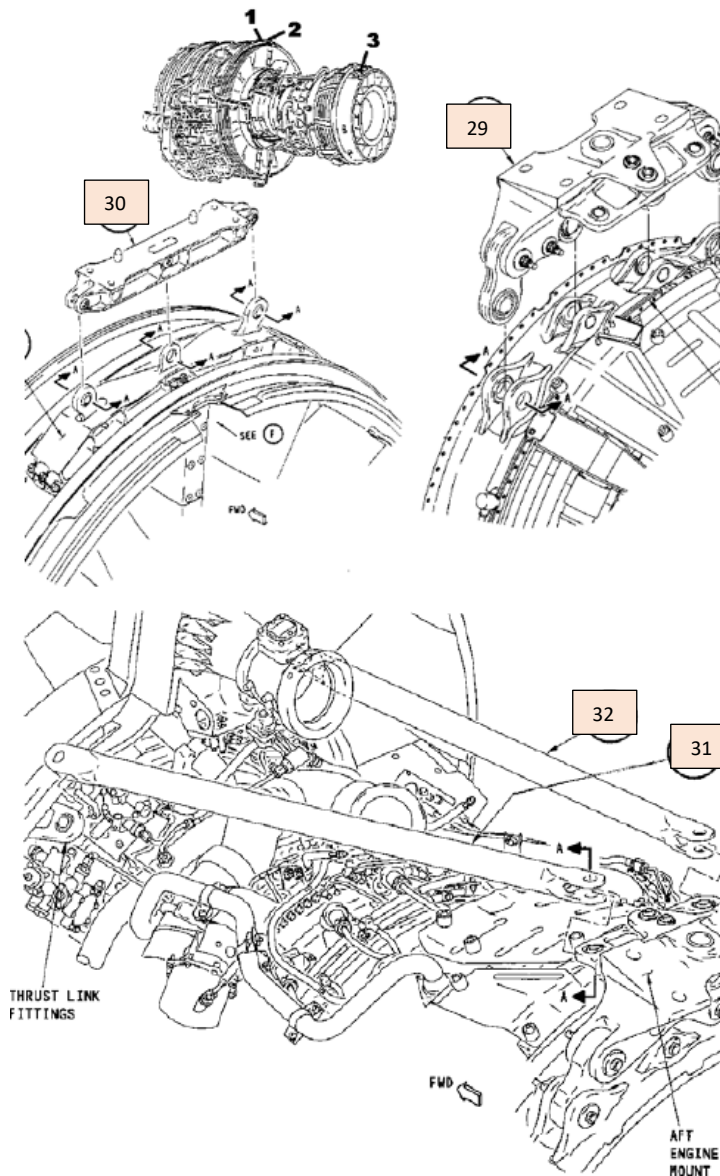
R:

S:



28

**Quick Attach/Detach Adapter Installation  
Figure 401/24-11-61-990-801 (Sheet 1 of 2)**



# CFM56-7B QEC INVENTORY CHECK FOR PRE-PURCHASE.

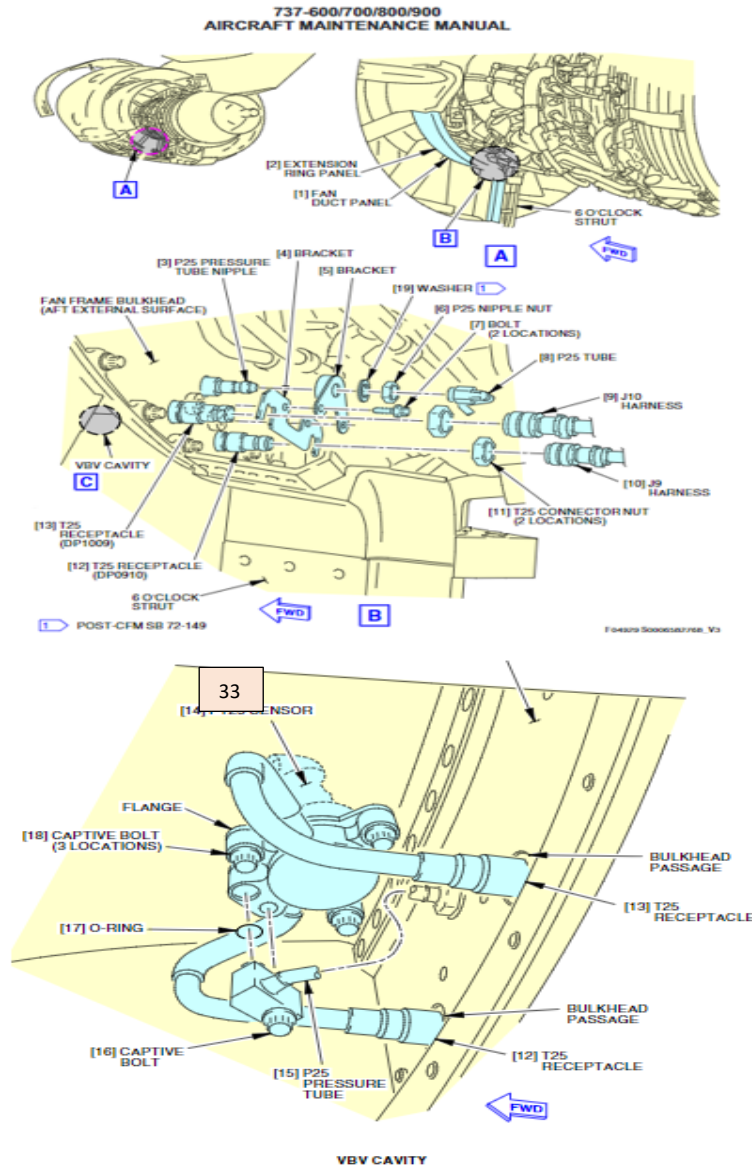


**FRM AVIATION SERVICES**

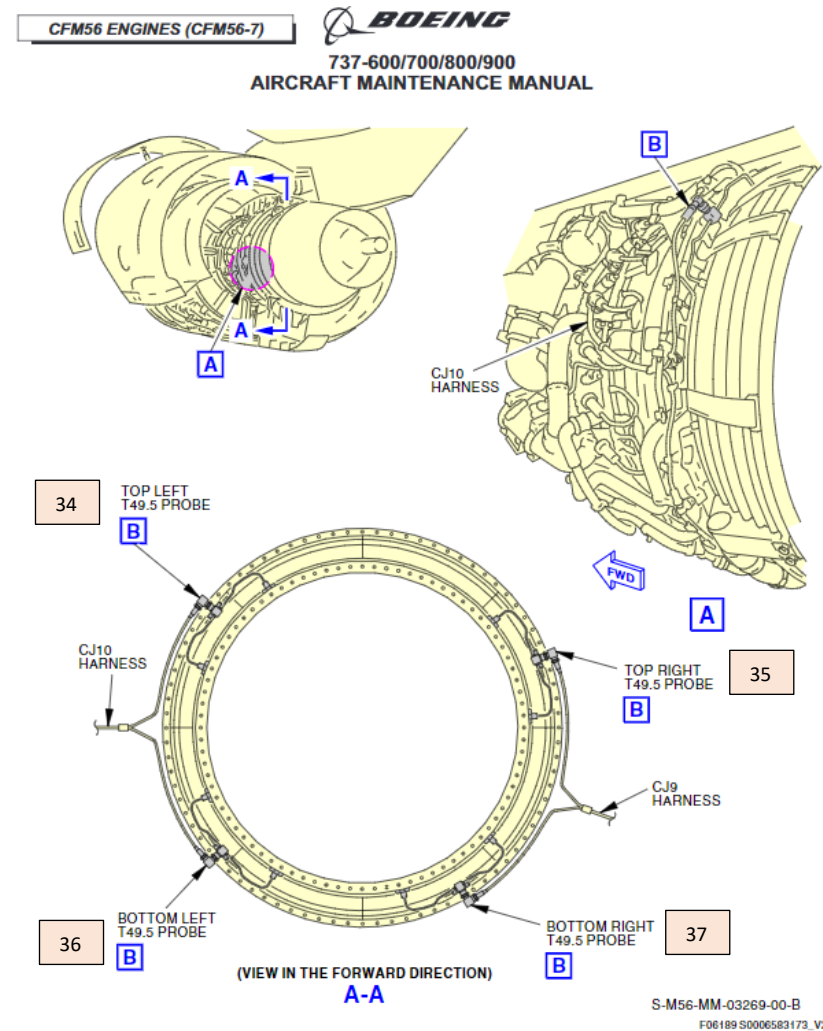
FLEET RELIABILITY MANAGEMENT

P/N:	CFM56-7B26	S/N:	[REDACTED]	TSN:	71677:00	INSPECTOR:	
DATE:	10.09.2021	LOCATION:	STANSTED (STN)	CSN:	29896	CLIENT:	

T:



U:



T49.5 Probe Installation  
Figure 401/77-21-01-990-801-F00 (Sheet 1 of 5)

# CFM56-7B QEC INVENTORY CHECK FOR PRE-PURCHASE.



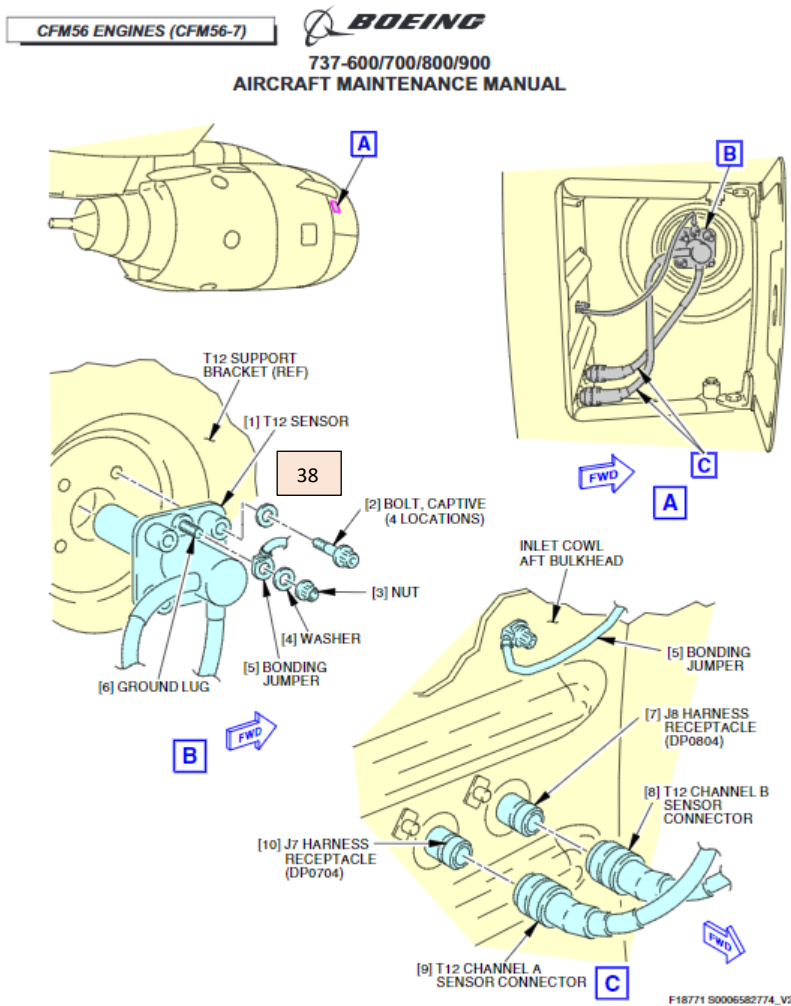
**FRM AVIATION SERVICES**

FLEET RELIABILITY MANAGEMENT

P/N:	CFM56-7B26	S/N:	[REDACTED]	TSN:	71677:00	INSPECTOR:	
DATE:	10.09.2021	LOCATION:	STANSTED (STN)	CSN:	29896	CLIENT:	

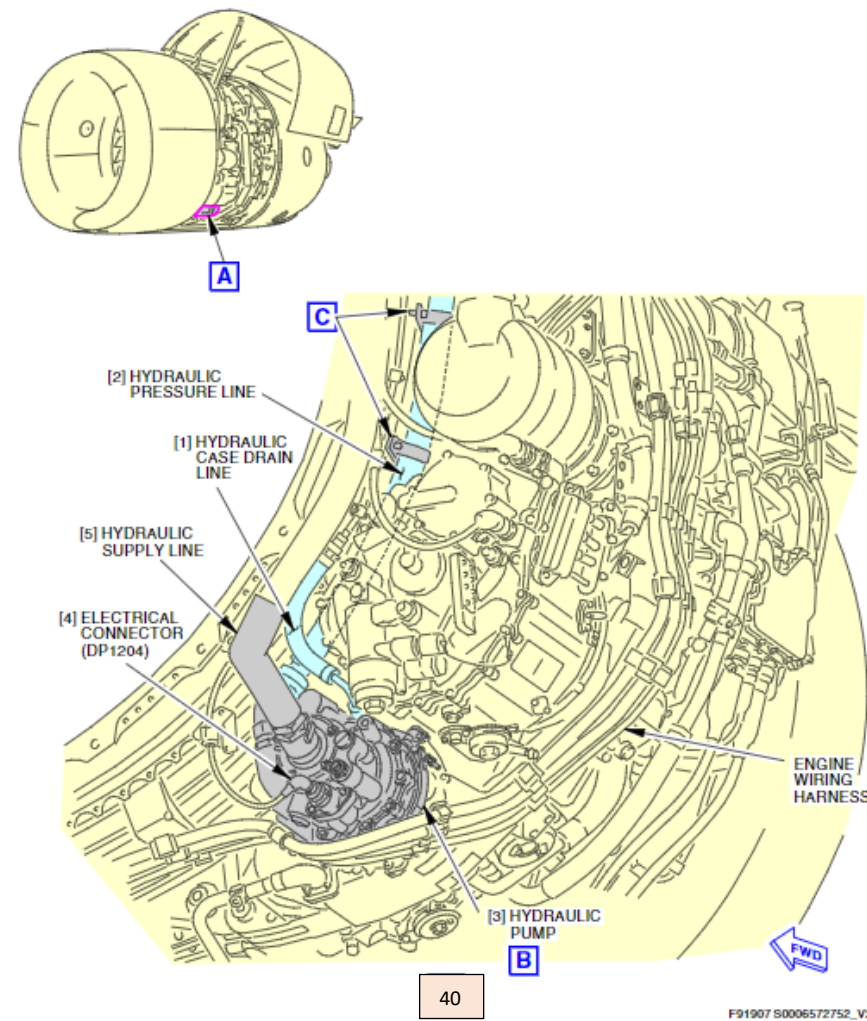
**BOEING**  
737-600/700/800/900  
AIRCRAFT MAINTENANCE MANUAL

V:



T12 Sensor Installation  
Figure 401/73-21-05-990-802-F00

W:



Hydraulic Systems A and B Engine-Driven Pump (EDP) Installation  
Figure 401/29-11-11-990-801-001

# CFM56-7B QEC INVENTORY CHECK FOR PRE-PURCHASE.



**FRM AVIATION SERVICES**

FLEET RELIABILITY MANAGEMENT

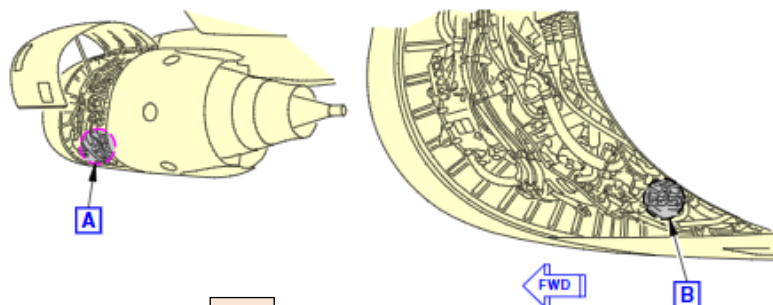
P/N:	CFM56-7B26	S/N:	[REDACTED]	TSN:	71677:00	INSPECTOR:	
DATE:	10.09.2021	LOCATION:	STANSTED (STN)	CSN:	29896	CLIENT:	

X:

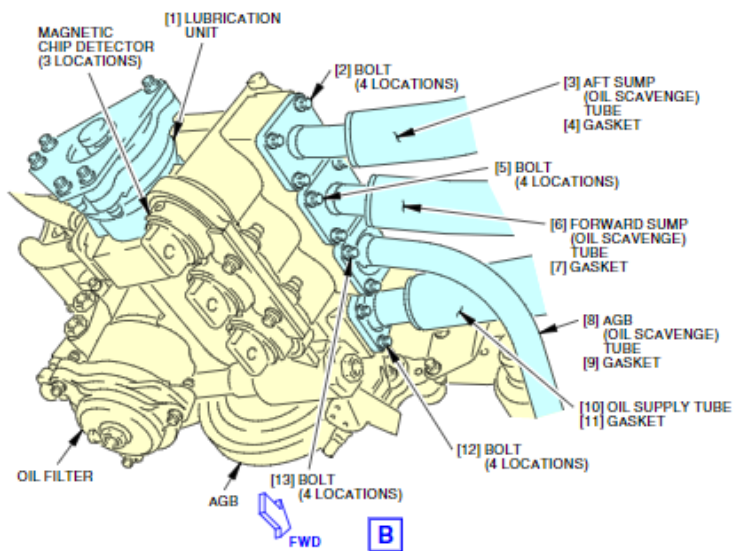
CFM56 ENGINES (CFM56-7)



737-600/700/800/900  
AIRCRAFT MAINTENANCE MANUAL



41

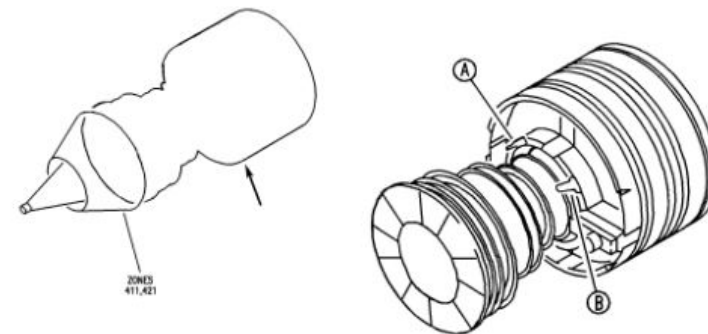


F31257 50006583641\_V2

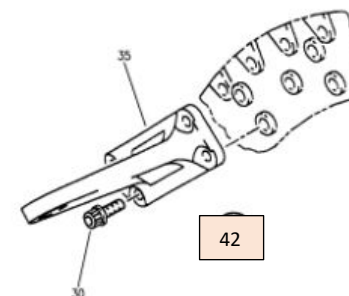
Oil Return Tube Installation  
Figure 401/79-21-01-990-801-F00 (Sheet 1 of 2)

Y:

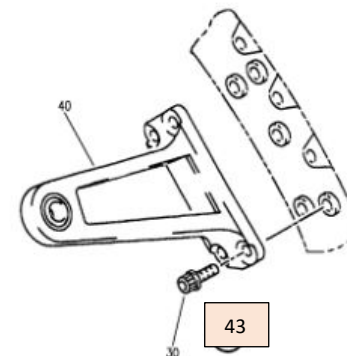
**BOEING**  
737-600/700/800/900  
PARTS CATALOG (MAINTENANCE)



ZONES  
411,421



42



43

F 71710001 REV 182

ENGINE ASSY-(ENGINE MOUNTS ONLY)  
FIGURE 1



# CFM56-7B QEC INVENTORY CHECK FOR PRE-PURCHASE.

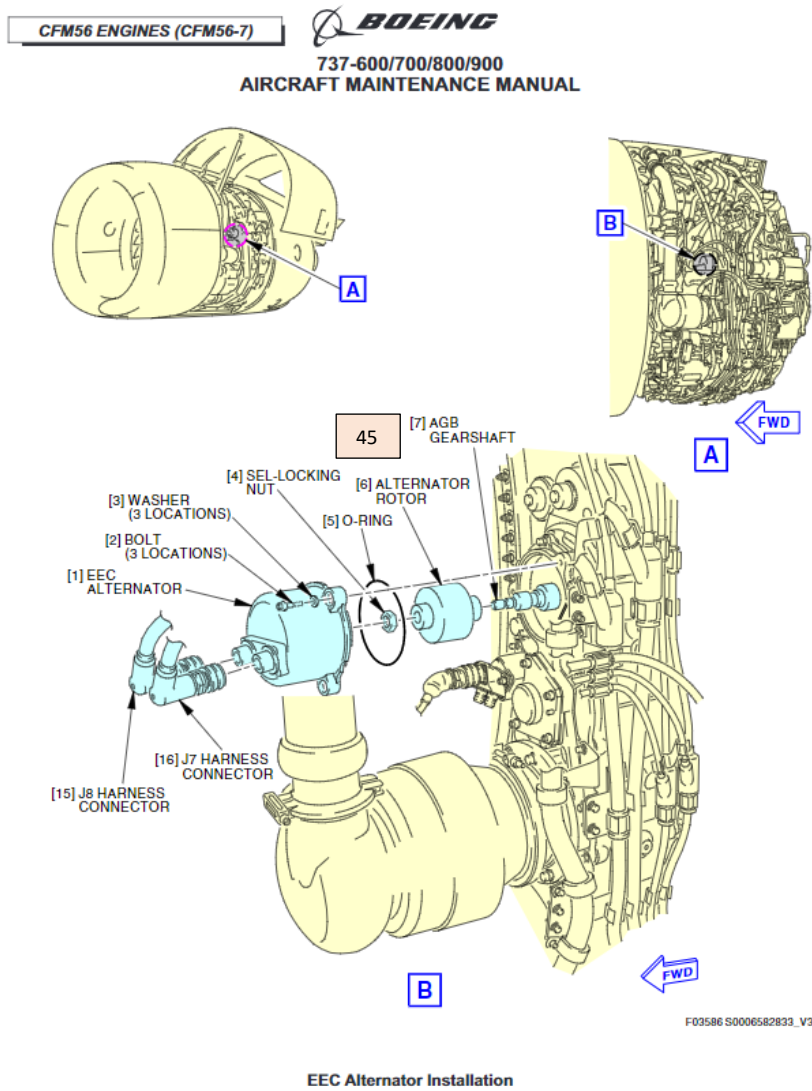


**FRM AVIATION SERVICES**

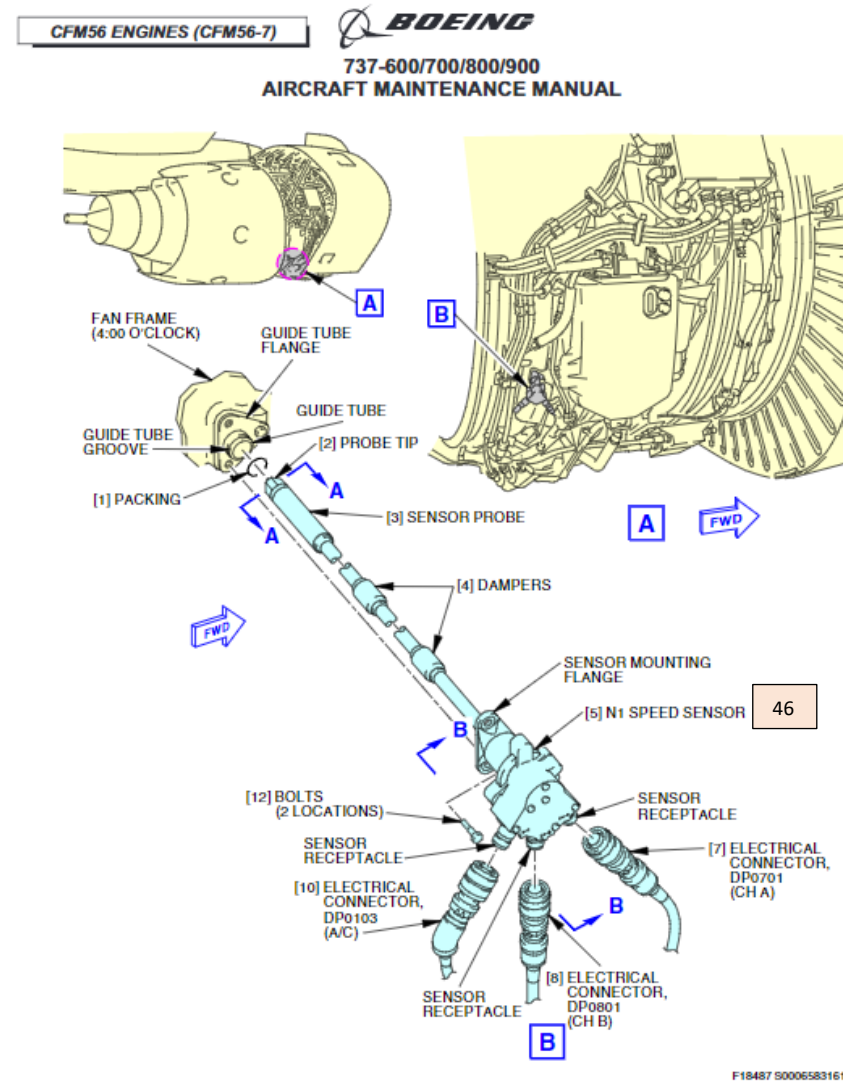
FLEET RELIABILITY MANAGEMENT

P/N:	CFM56-7B26	S/N:	[REDACTED]	TSN:	71677:00	INSPECTOR:	
DATE:	10.09.2021	LOCATION:	STANSTED (STN)	CSN:	29896	CLIENT:	

Z:



AA:



**N1 Speed Sensor Installation**  
Figure 401/77-11-01-990-801-F00 (Sheet 1 of 2)

# CFM56-7B QEC INVENTORY CHECK FOR PRE-PURCHASE.



**FRM AVIATION SERVICES**

FLEET RELIABILITY MANAGEMENT

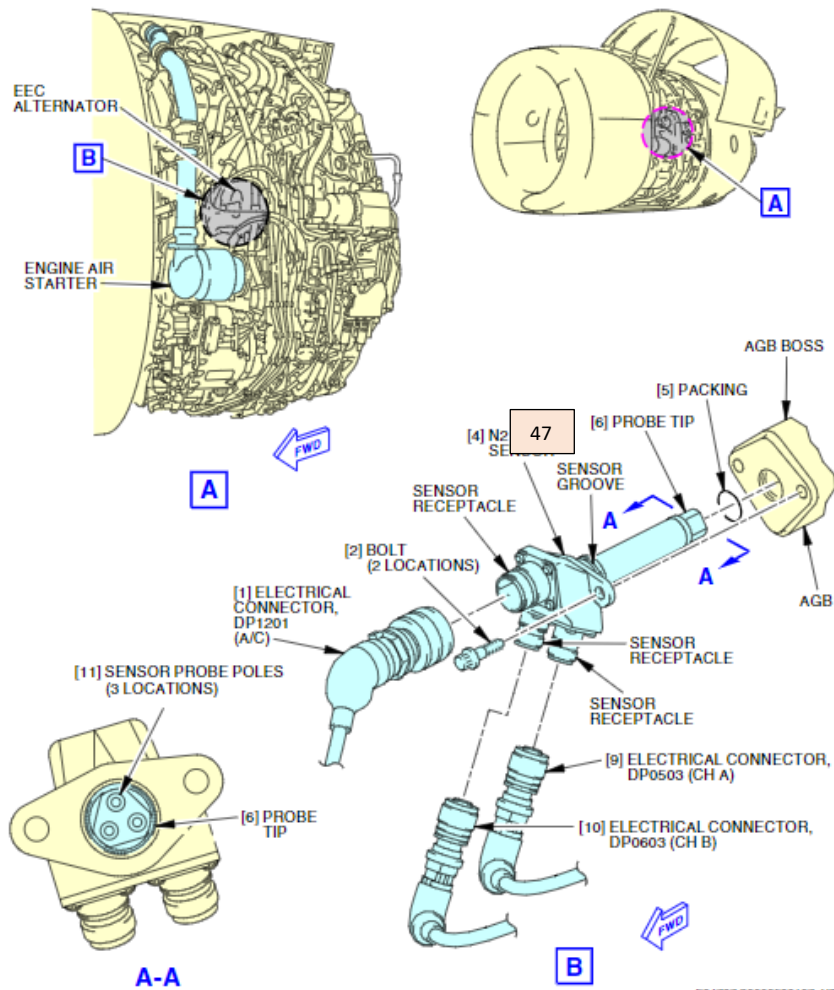
P/N:	CFM56-7B26	S/N:	[REDACTED]	TSN:	71677:00	INSPECTOR:	
DATE:	10.09.2021	LOCATION:	STANSTED (STN)	CSN:	29896	CLIENT:	

CFM56 ENGINES (CFM56-7)



737-600/700/800/900  
AIRCRAFT MAINTENANCE MANUAL

AB



F04797 90006583167\_V2

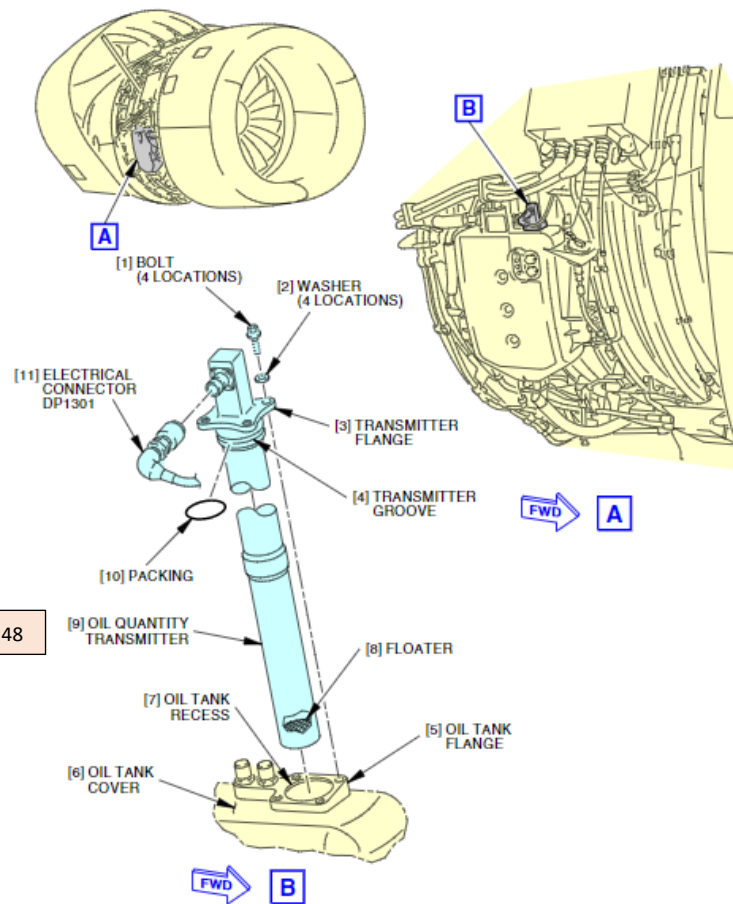
N2 Speed Sensor Installation  
Figure 401/77-11-02-990-801-F00

AC:

CFM56 ENGINES (CFM56-7)



737-600/700/800/900  
AIRCRAFT MAINTENANCE MANUAL



F23012 90006583733\_V4

Oil Quantity Transmitter Installation  
Figure 401/79-31-01-990-801-F00

# CFM56-7B QEC INVENTORY CHECK FOR PRE-PURCHASE.

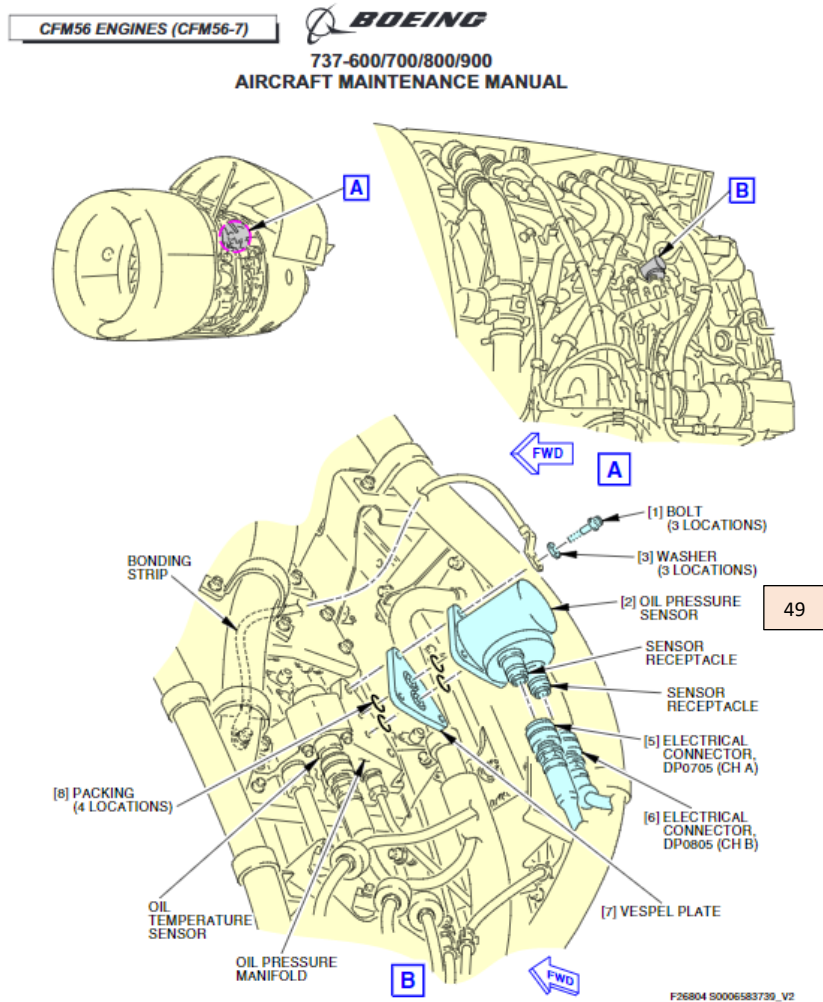


**FRM AVIATION SERVICES**

FLEET RELIABILITY MANAGEMENT

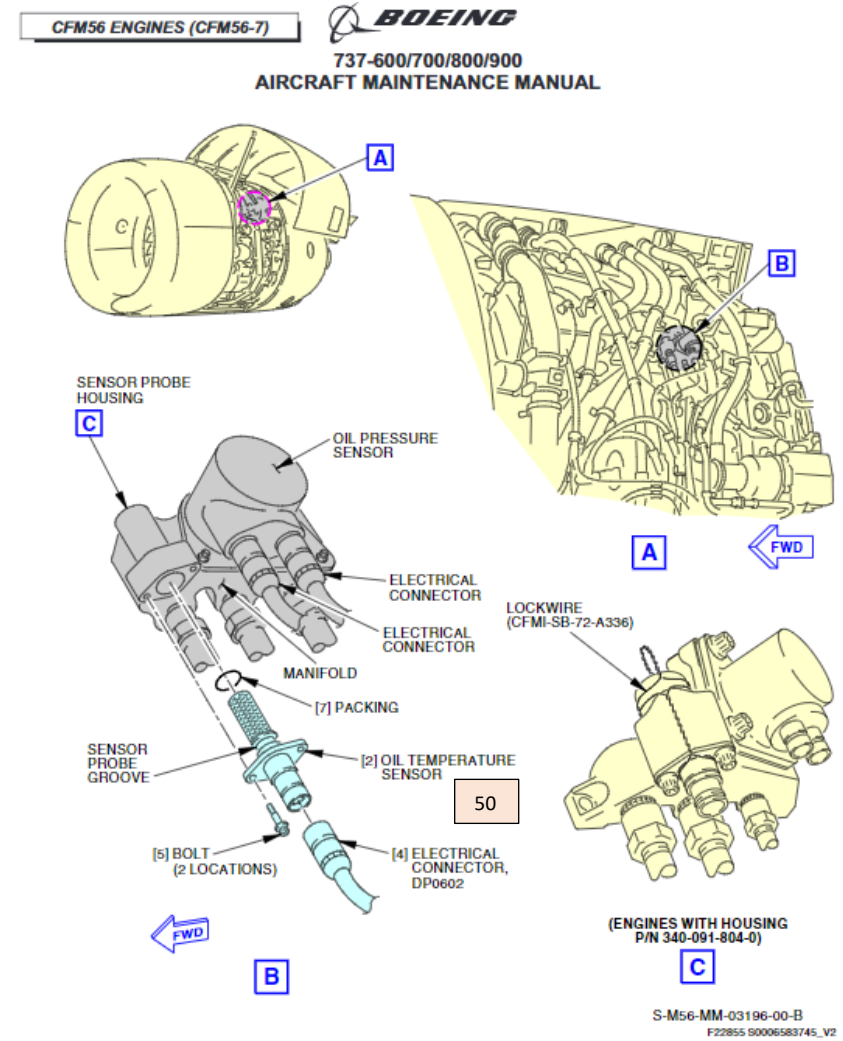
P/N:	CFM56-7B26	S/N:	[REDACTED]	TSN:	71677:00	INSPECTOR:	
DATE:	10.09.2021	LOCATION:	STANSTED (STN)	CSN:	29896	CLIENT:	

AD:



Oil Pressure Sensor Installation  
Figure 401/79-32-01-990-801-F00

AE:



Oil Temperature Sensor Installation  
Figure 401/79-34-02-990-801-F00

# CFM56-7B QEC INVENTORY CHECK FOR PRE-PURCHASE.



**FRM AVIATION SERVICES**

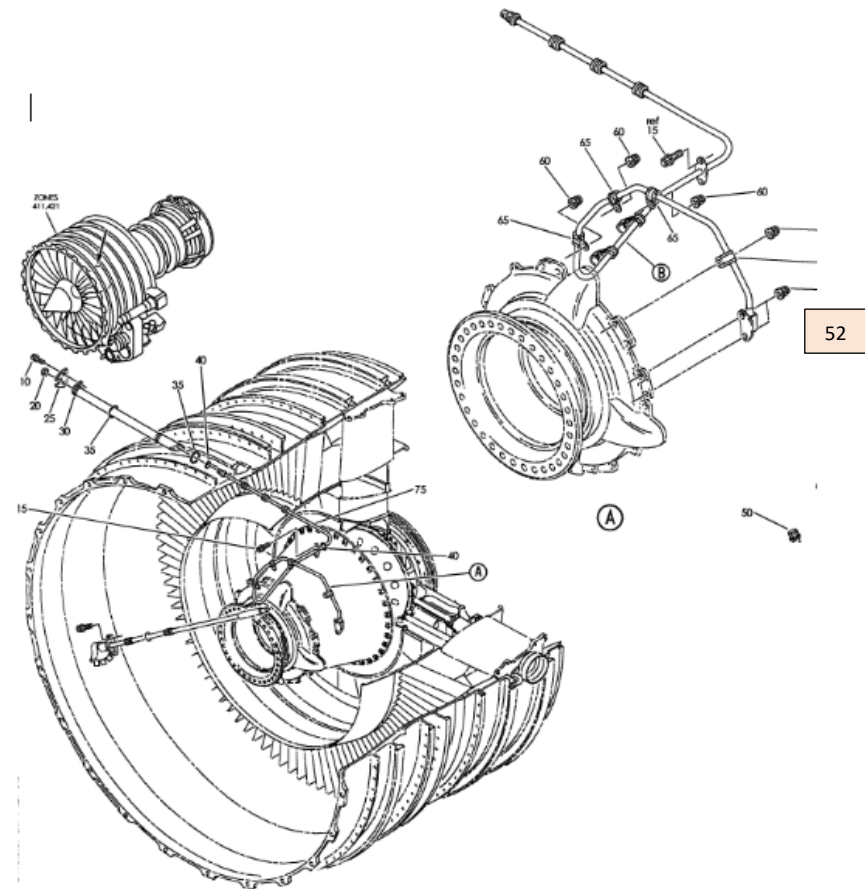
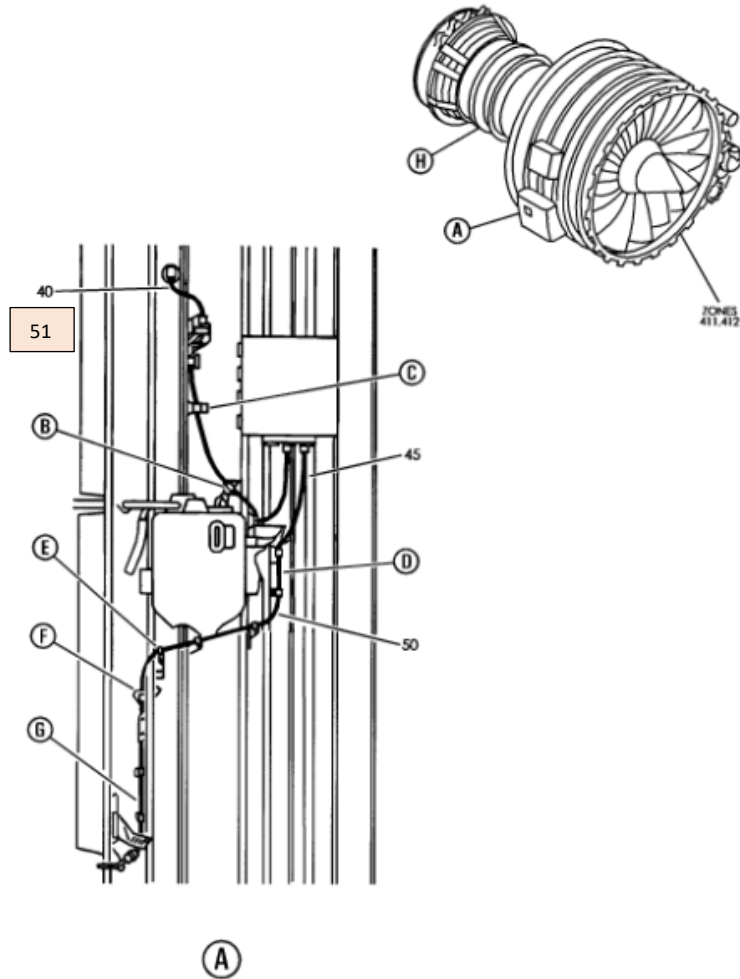
FLEET RELIABILITY MANAGEMENT

P/N:	CFM56-7B26	S/N:	[REDACTED]	TSN:	71677:00	INSPECTOR:	
DATE:	10.09.2021	LOCATION:	STANSTED (STN)	CSN:	29896	CLIENT:	

AF:

**BOEING**  
737-600/700/800/900  
PARTS CATALOG (MAINTENANCE)

AG:



E 77220001 505 1 REV 022



# CFM56-7B QEC INVENTORY CHECK FOR PRE-PURCHASE.



**FRM AVIATION SERVICES**

FLEET RELIABILITY MANAGEMENT

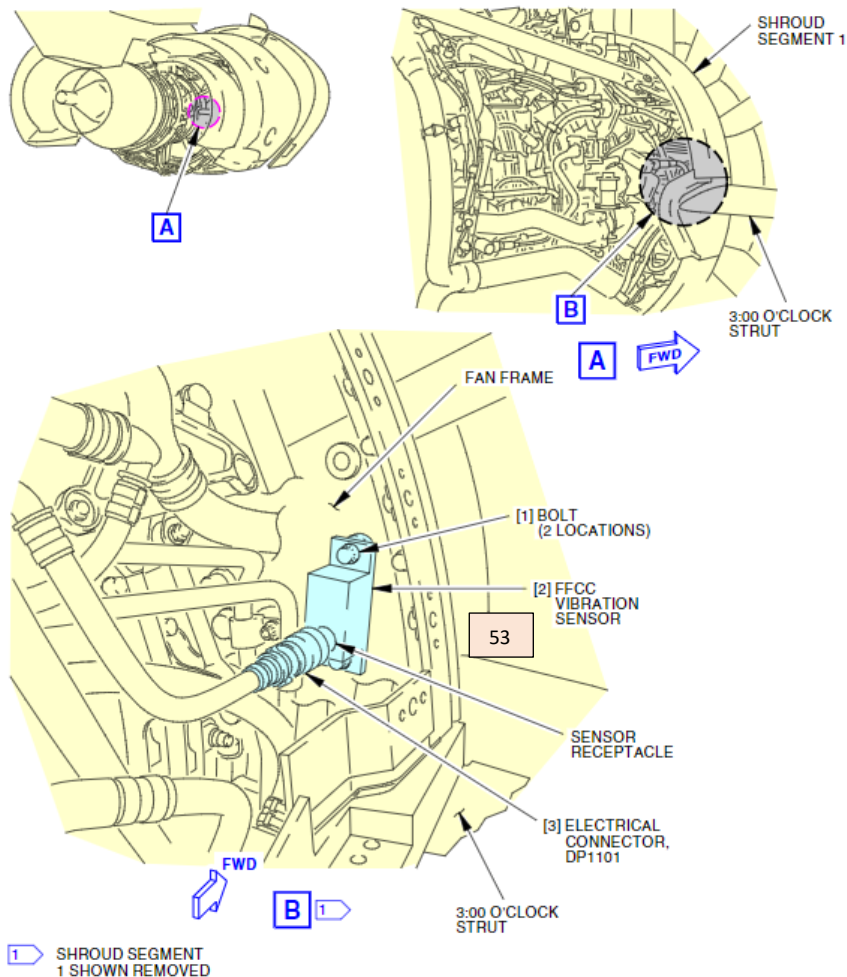
P/N:	CFM56-7B26	S/N:	[REDACTED]	TSN:	71677:00	INSPECTOR:	
DATE:	10.09.2021	LOCATION:	STANSTED (STN)	CSN:	29896	CLIENT:	

AH:

CFM56 ENGINES (CFM56-7)



737-600/700/800/900  
AIRCRAFT MAINTENANCE MANUAL



G48701 S0006583207\_V2

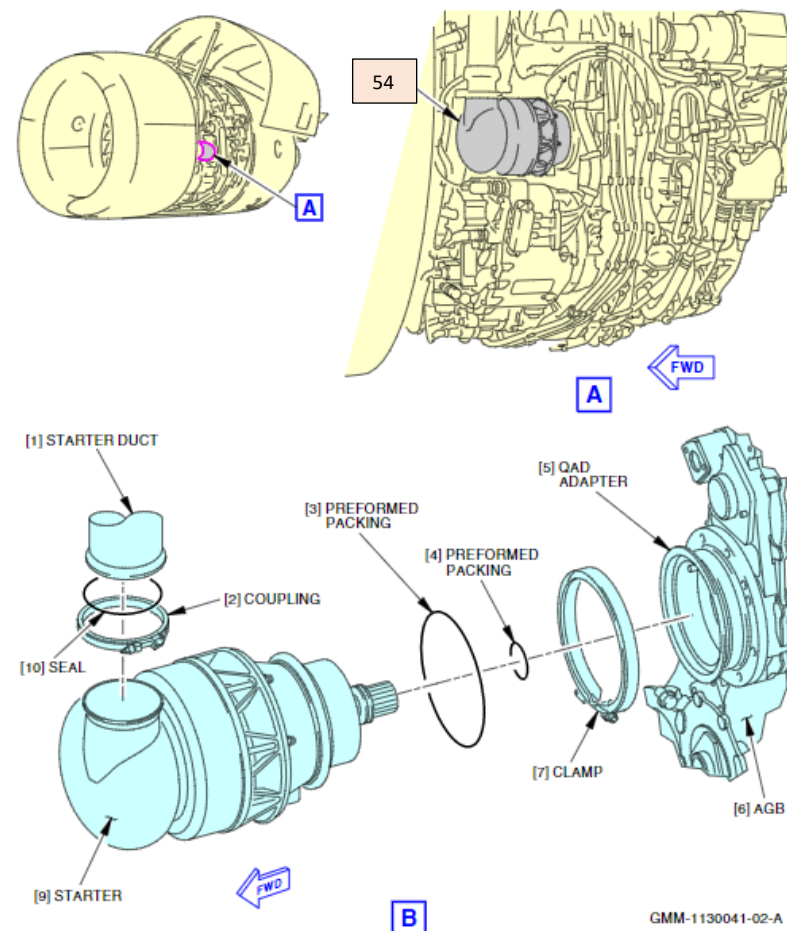
Fan Frame Compressor Case (FFCC) Vibration Sensor Installation  
Figure 401/77-31-04-990-801-F00

AI:

CFM56 ENGINES (CFM56-7)



737-600/700/800/900  
AIRCRAFT MAINTENANCE MANUAL



GMM-1130041-02-A  
F25477 50006583766\_V2

Starter Installation  
Figure 401/80-11-01-990-803-F00

# CFM56-7B QEC INVENTORY CHECK FOR PRE-PURCHASE.

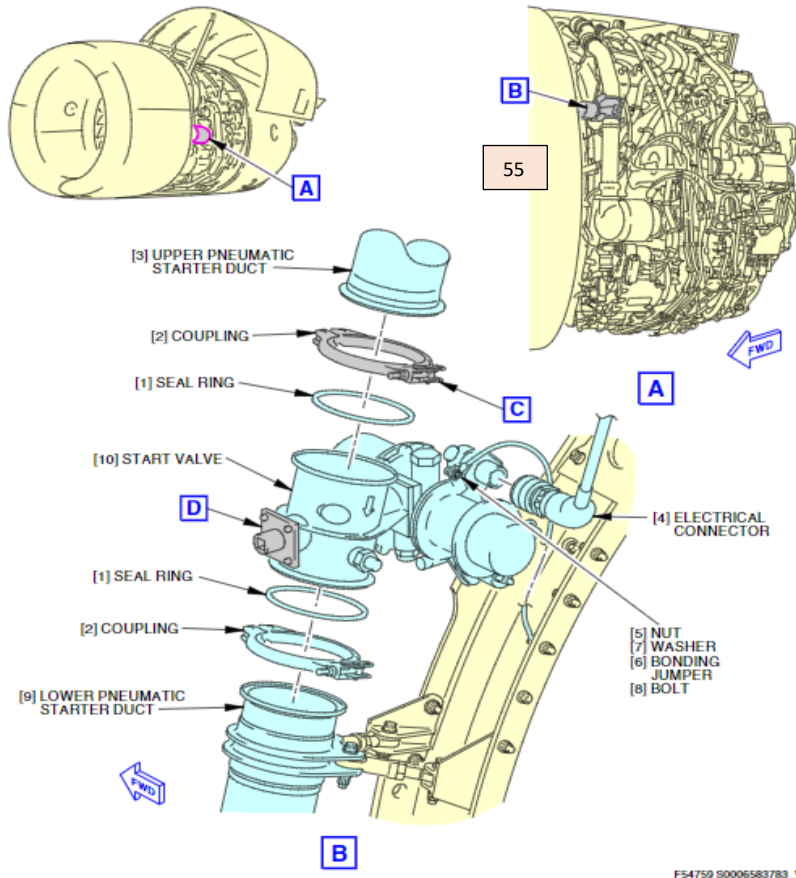


**FRM AVIATION SERVICES**

FLEET RELIABILITY MANAGEMENT

P/N:	CFM56-7B26	S/N:	[REDACTED]	TSN:	71677:00	INSPECTOR:	
DATE:	10.09.2021	LOCATION:	STANSTED (STN)	CSN:	29896	CLIENT:	

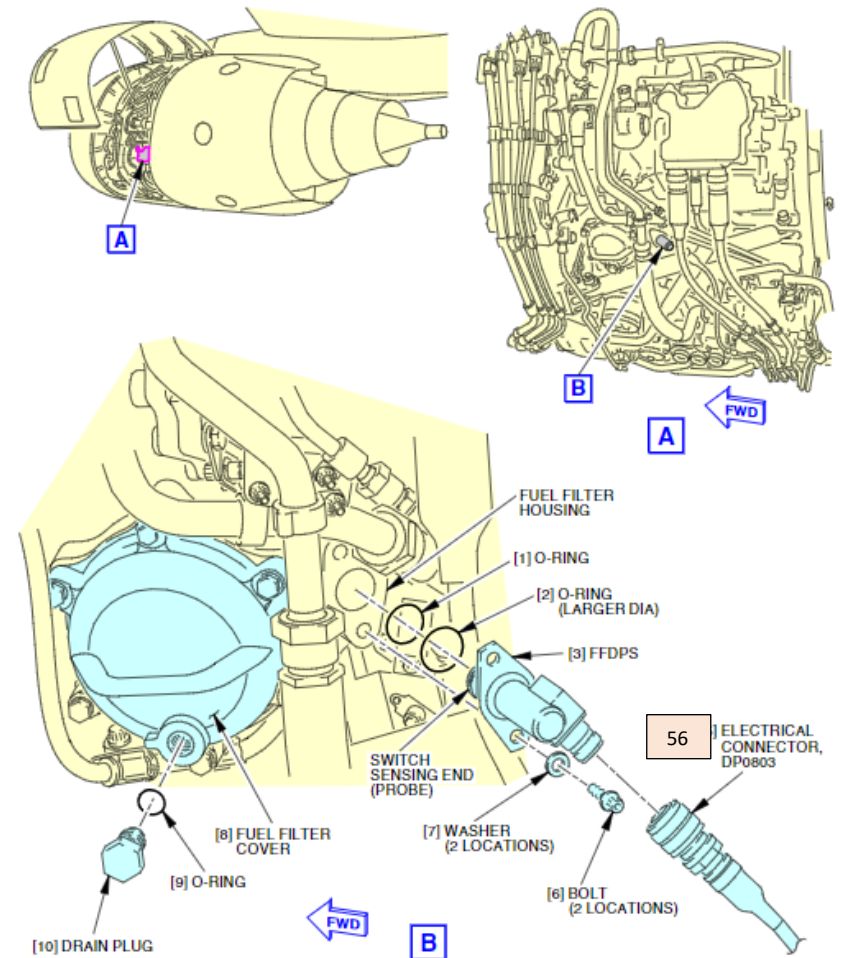
AJ: **CFM56 ENGINES (CFM56-7)** **BOEING**  
737-600/700/800/900  
AIRCRAFT MAINTENANCE MANUAL



Start Valve Installation  
Figure 401/80-11-03-990-801-F00 (Sheet 1 of 2)

F54750 90006583783\_V3

AK: **CFM56 ENGINES (CFM56-7)** **BOEING**  
737-600/700/800/900  
AIRCRAFT MAINTENANCE MANUAL



Fuel Filter Differential Pressure Switch Installation  
Figure 401/73-34-01-990-801-F00

F29250 90006582908\_V3

# CFM56-7B QEC INVENTORY CHECK FOR PRE-PURCHASE.



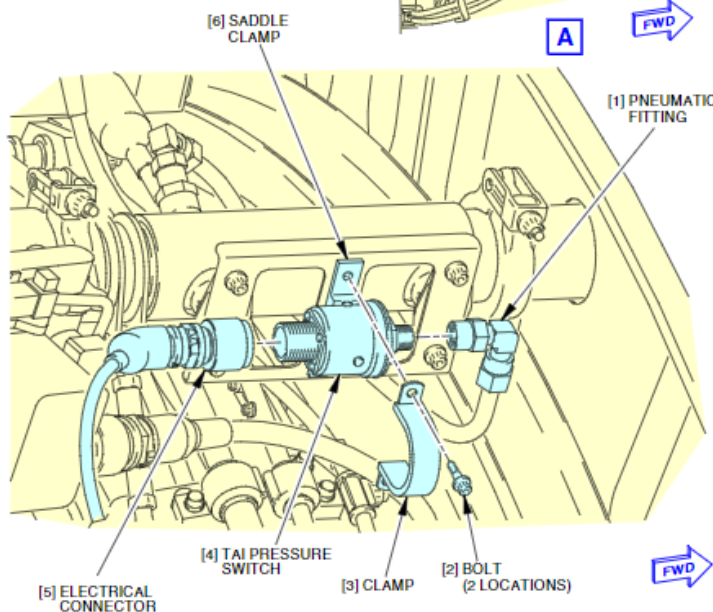
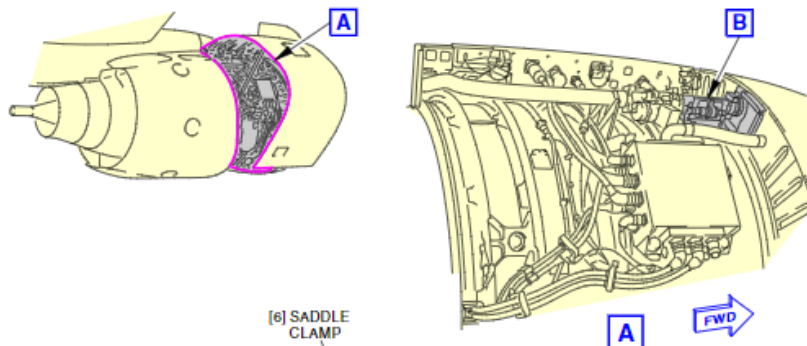
FRM AVIATION SERVICES

FLEET RELIABILITY MANAGEMENT

P/N:	CFM56-7B26	S/N:	[REDACTED]	TSN:	71677:00	INSPECTOR:	
DATE:	10.09.2021	LOCATION:	STANSTED (STN)	CSN:	29896	CLIENT:	

AL:

**BOEING**  
737-600/700/800/900  
AIRCRAFT MAINTENANCE MANUAL



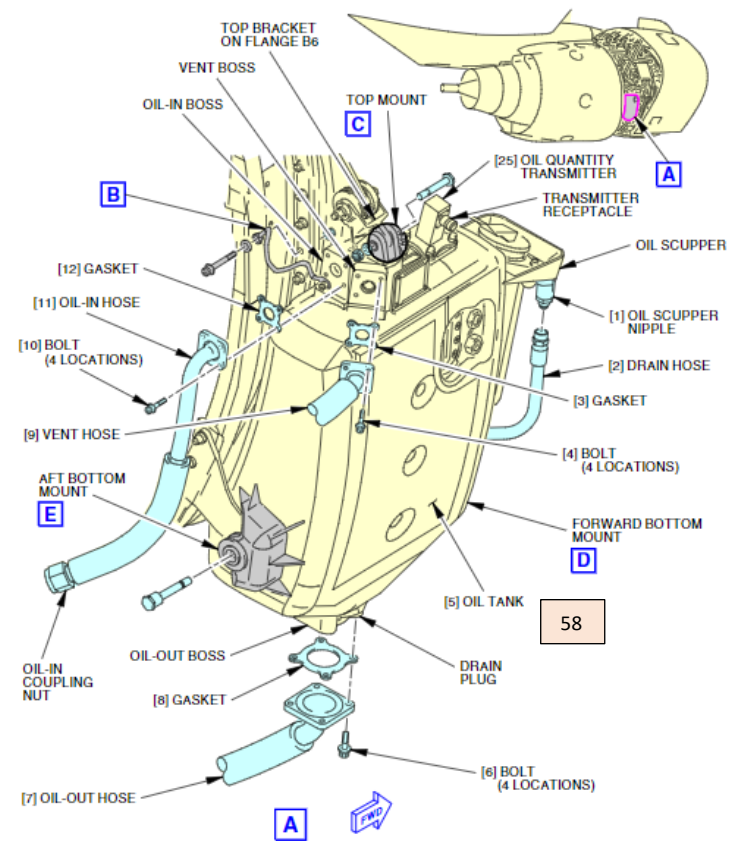
57

Engine Anti-ice Pressure Switch Installation  
Figure 401/30-21-21-990-802

F42430 S0006573112\_V4

AM:

CFM56 ENGINES (CFM56-7) **BOEING**  
737-600/700/800/900  
AIRCRAFT MAINTENANCE MANUAL



58

Oil Tank Installation  
Figure 401/79-11-01-990-801-F00 (Sheet 1 of 2)

F15151 S0006583604\_V3

# CFM56-7B QEC INVENTORY CHECK FOR PRE-PURCHASE.

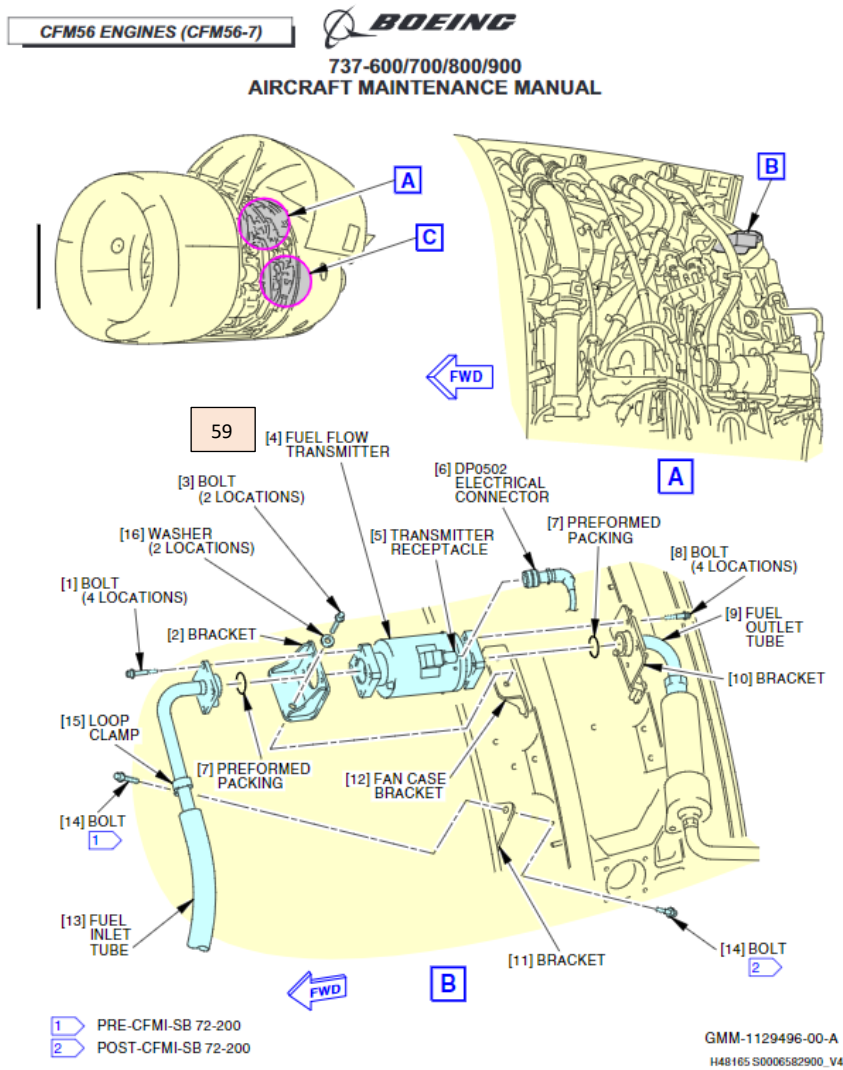


**FRM AVIATION SERVICES**

FLEET RELIABILITY MANAGEMENT

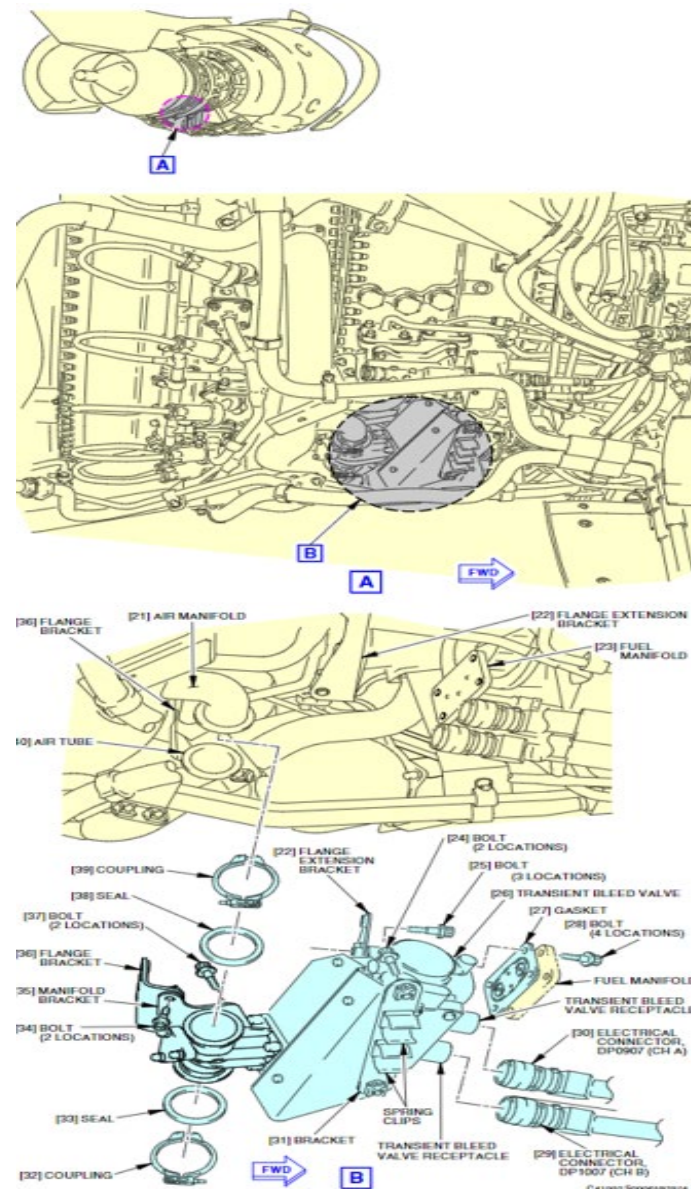
P/N:	CFM56-7B26	S/N:	[REDACTED]	TSN:	71677:00	INSPECTOR:	
DATE:	10.09.2021	LOCATION:	STANSTED (STN)	CSN:	29896	CLIENT:	

AN:



Fuel Flow Transmitter Installation  
Figure 401/73-31-01-990-801-F00 (Sheet 1 of 2)

AO:



Transient Bleed Valve Installation  
Figure 401/73-31-01-990-802-F00 (Sheet 2 of 2)



# CFM56-7B QEC INVENTORY CHECK FOR PRE-PURCHASE.

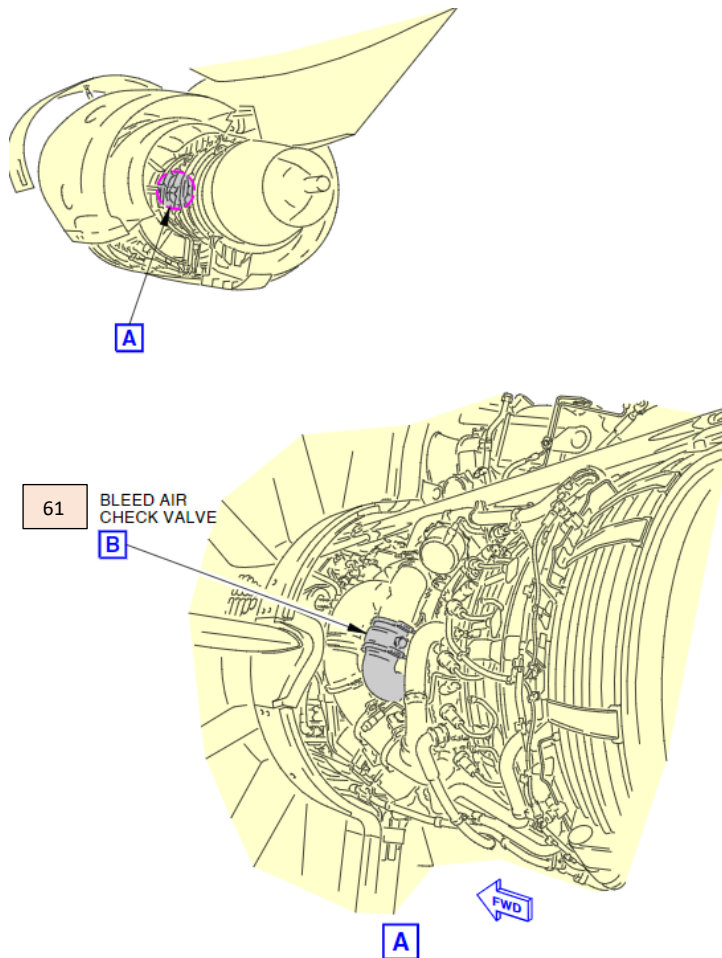


**FRM AVIATION SERVICES**

FLEET RELIABILITY MANAGEMENT

P/N:	CFM56-7B26	S/N:	[REDACTED]	TSN:	71677:00	INSPECTOR:	
DATE:	10.09.2021	LOCATION:	STANSTED (STN)	CSN:	29896	CLIENT:	

AP:



61 BLEED AIR CHECK VALVE

B

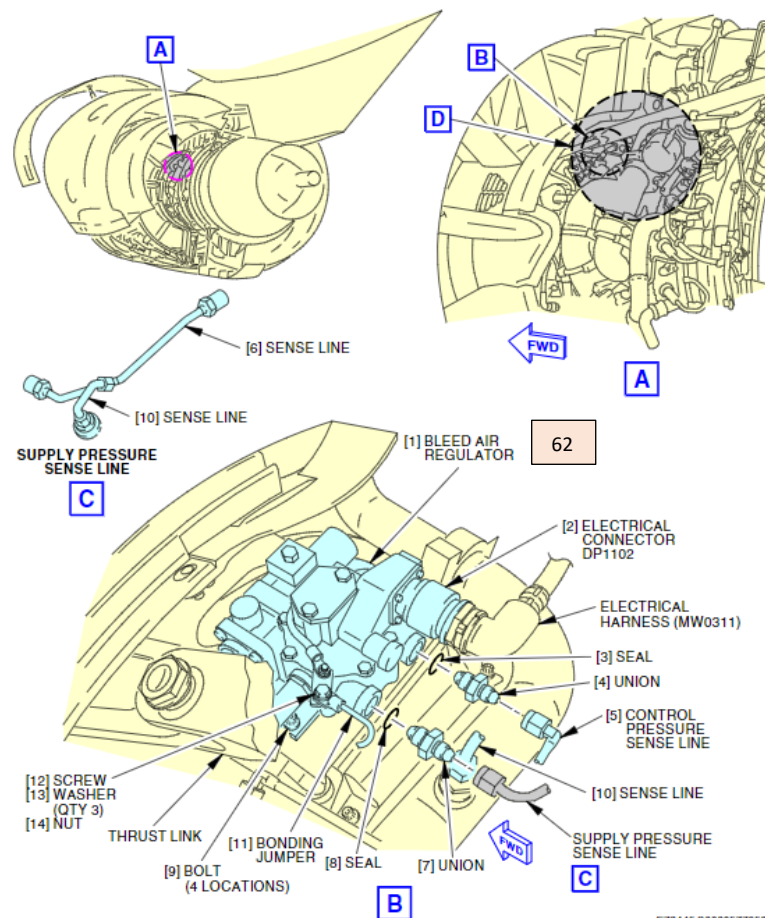
A

F67855 S

**Bleed Air Check Valve (5th-Stage) Installation**  
Figure 401/36-11-02-990-801 (Sheet 1 of 3)

AQ:

**BOEING**  
737-600/700/800/900  
AIRCRAFT MAINTENANCE MANUAL



[6] SENSE LINE

[10] SENSE LINE

SUPPLY PRESSURE SENSE LINE

[1] BLEED AIR REGULATOR

62

[2] ELECTRICAL CONNECTOR DP1102

ELECTRICAL HARNESS (MW0311)

[3] SEAL

[4] UNION

[5] CONTROL PRESSURE SENSE LINE

[10] SENSE LINE

SUPPLY PRESSURE SENSE LINE

[12] SCREW  
[13] WASHER (QTY 3)  
[14] NUT

THRUST LINK

[9] BOLT (4 LOCATIONS)

[11] BONDING JUMPER

[8] SEAL

[7] UNION

B

C

E72445 S0006577953\_V9

**Bleed Air Regulator Installation**  
Figure 401/36-11-03-990-801

# CFM56-7B QEC INVENTORY CHECK FOR PRE-PURCHASE.



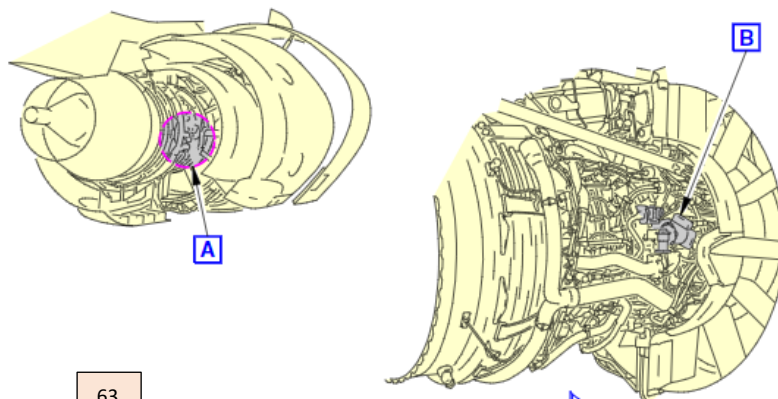
**FRM AVIATION SERVICES**

FLEET RELIABILITY MANAGEMENT

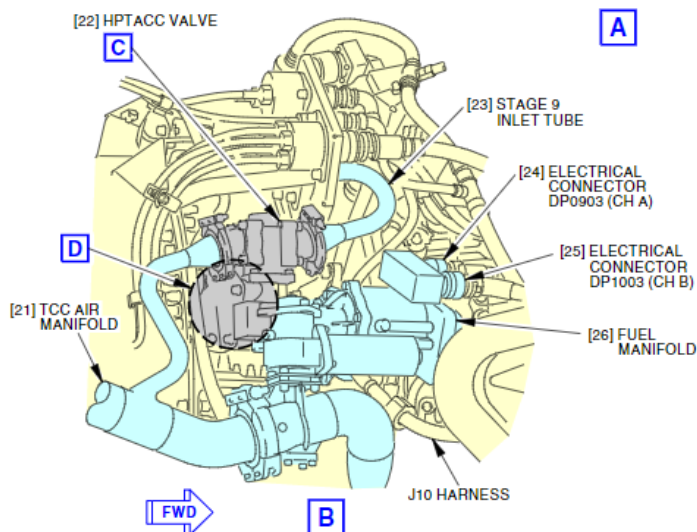
P/N:	CFM56-7B26	S/N:		TSN:	71677:00	INSPECTOR:	
DATE:	10.09.2021	LOCATION:	STANSTED (STN)	CSN:	29896	CLIENT:	

AR:

CFM56 ENGINES (CFM56-7) **BOEING**  
737-600/700/800/900  
AIRCRAFT MAINTENANCE MANUAL



63

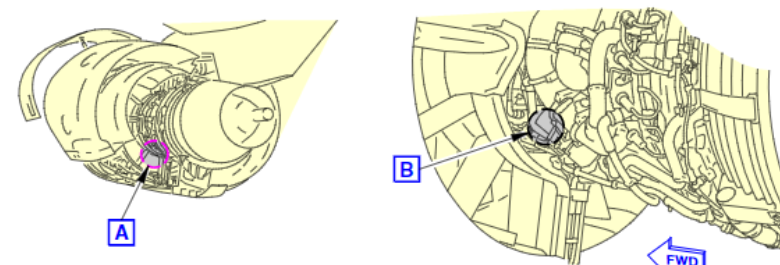


High Pressure Turbine Active Clearance Control Valve Installation  
Figure 401/75-21-01-990-801-F00 (Sheet 1 of 4)

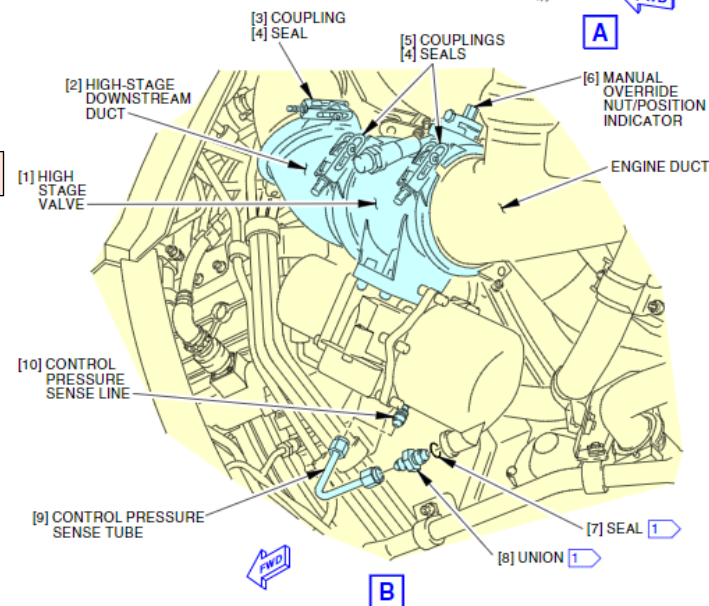
F03284 S0006582952\_V2

AS:

**BOEING**  
737-600/700/800/900  
AIRCRAFT MAINTENANCE MANUAL



64



1 REMOVAL OF THESE COMPONENTS IS NOT NECESSARY IF THEY ARE INSTALLED ON THE NEW HIGH STAGE VALVE.

High Stage Valve Installation  
Figure 401/36-11-06-990-801

E73440 S0006577971\_V4

# CFM56-7B QEC INVENTORY CHECK FOR PRE-PURCHASE.

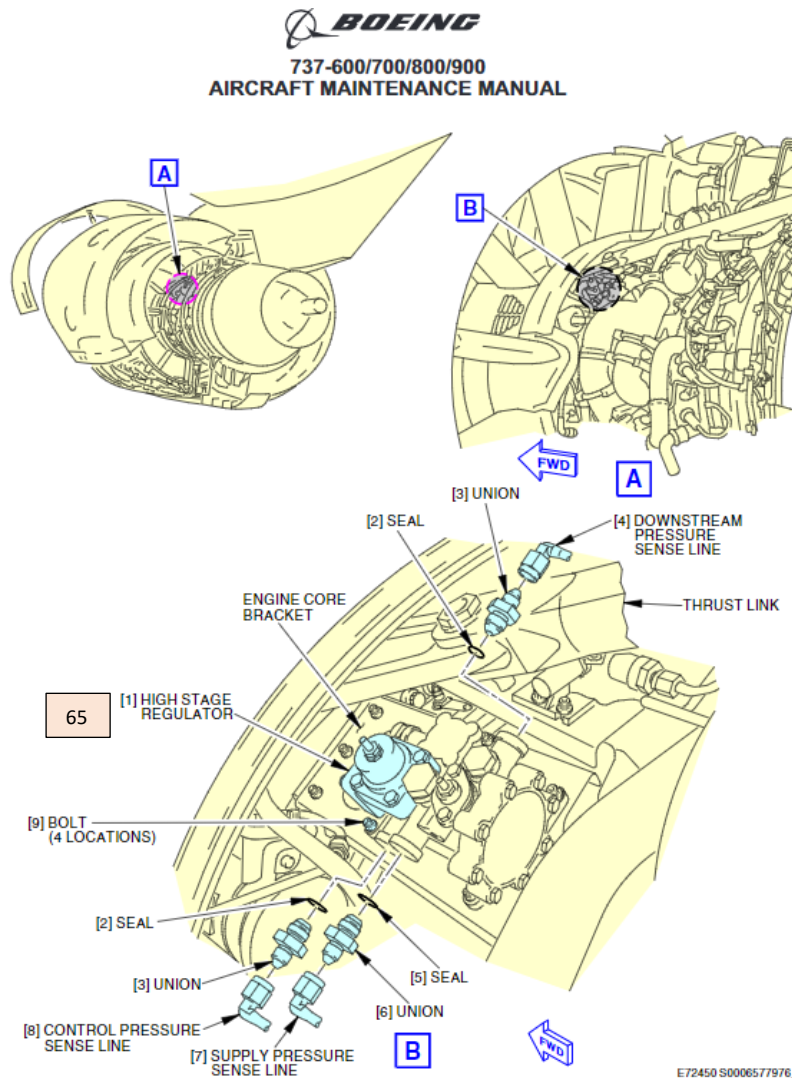


FRM AVIATION SERVICES

FLEET RELIABILITY MANAGEMENT

P/N:	CFM56-7B26	S/N:	[REDACTED]	TSN:	71677:00	INSPECTOR:	
DATE:	10.09.2021	LOCATION:	STANSTED (STN)	CSN:	29896	CLIENT:	

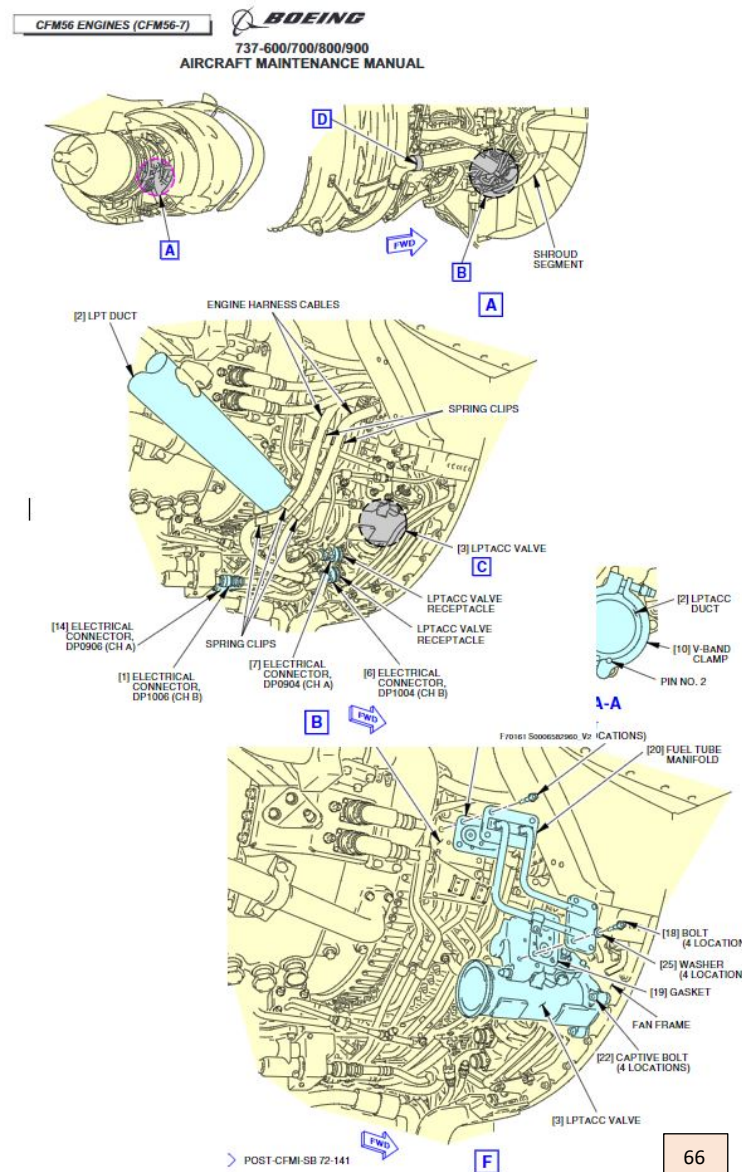
AT:



High Stage Regulator Installation  
Figure 401/36-11-07-990-801

E72450 S0006577976

AU:



POST-CFM1-SB 72-141

# CFM56-7B QEC INVENTORY CHECK FOR PRE-PURCHASE.



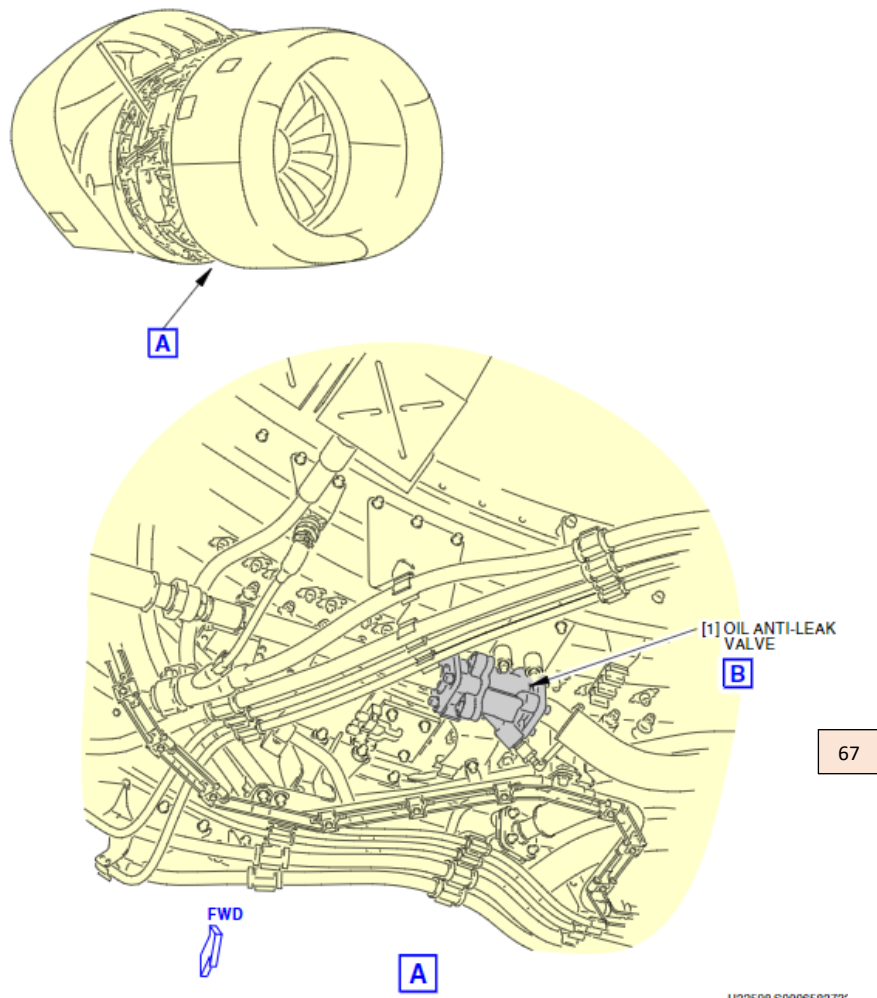
**FRM AVIATION SERVICES**

FLEET RELIABILITY MANAGEMENT

P/N:	CFM56-7B26	S/N:	[REDACTED]	TSN:	71677:00	INSPECTOR:	
DATE:	10.09.2021	LOCATION:	STANSTED (STN)	CSN:	29896	CLIENT:	

737-600/700/800/900  
AIRCRAFT MAINTENANCE MANUAL

AV:

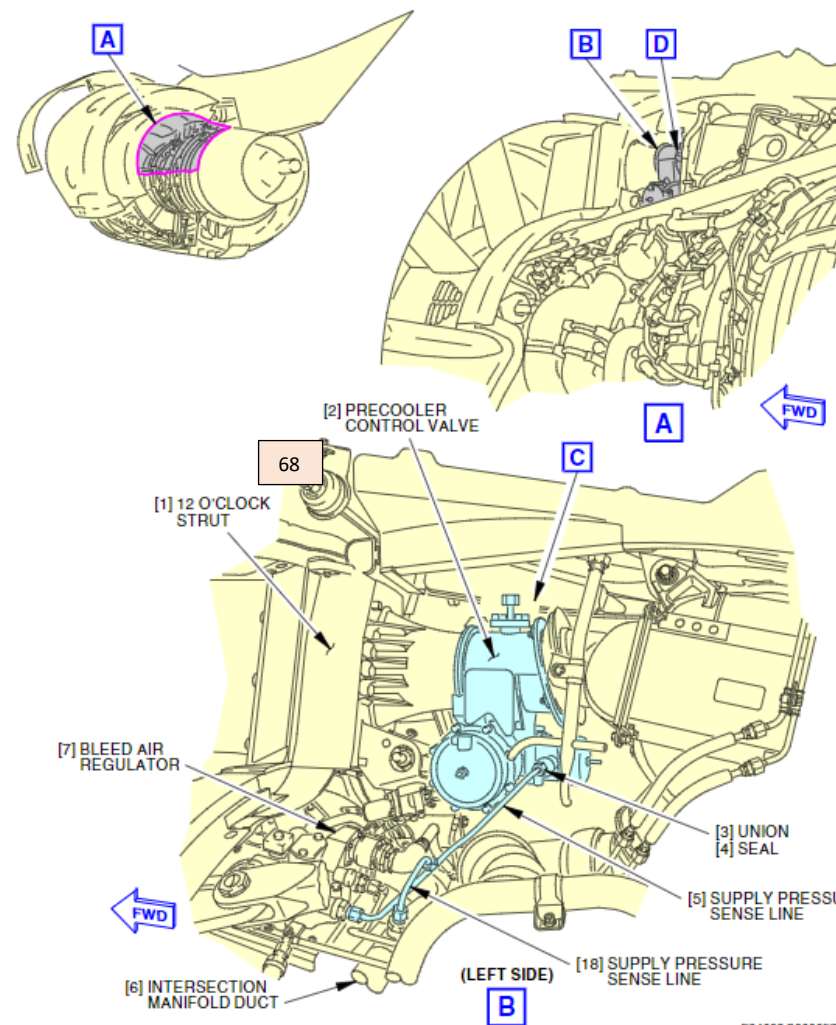


Oil Anti-Leak Valve Installation  
Figure 401/79-21-09-990-801-F00 (Sheet 1 of 2)

H32598 S000658372

737-600/700/800/900  
AIRCRAFT MAINTENANCE MANUAL

AW:



Precooler Control Valve Installation  
Figure 401/36-12-02-990-802 (Sheet 1 of 3)

F94682 500065780

# CFM56-7B QEC INVENTORY CHECK FOR PRE-PURCHASE.



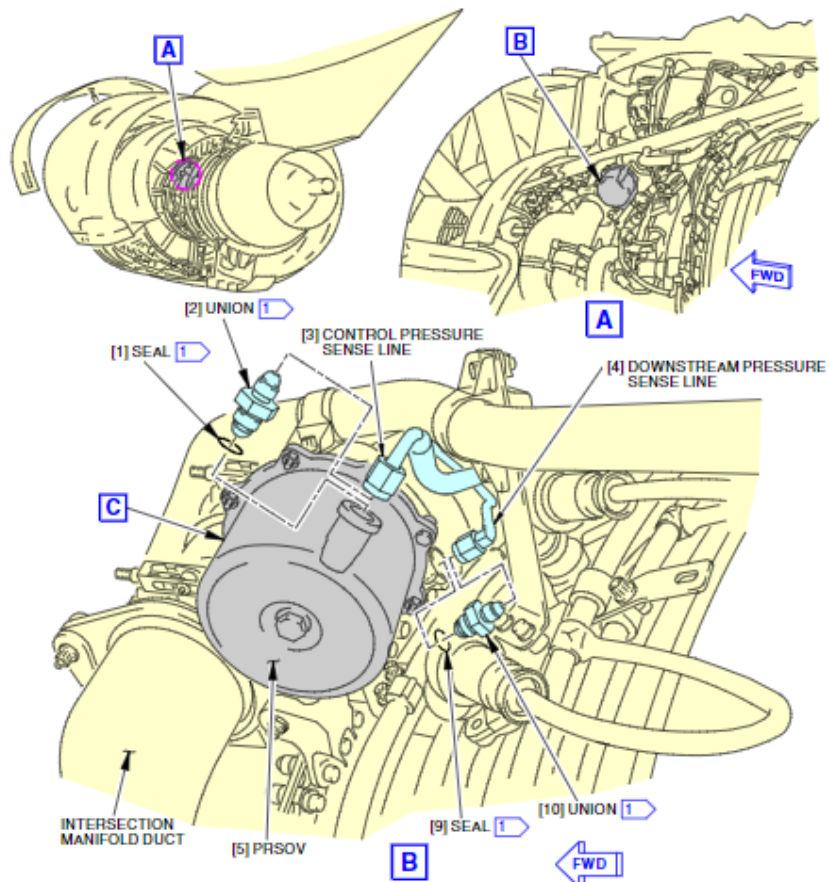
**FRM AVIATION SERVICES**

FLEET RELIABILITY MANAGEMENT

P/N:	CFM56-7B26	S/N:	[REDACTED]	TSN:	71677:00	INSPECTOR:	
DATE:	10.09.2021	LOCATION:	STANSTED (STN)	CSN:	29896	CLIENT:	

AX:

737-600/700/800/900  
AIRCRAFT MAINTENANCE MANUAL



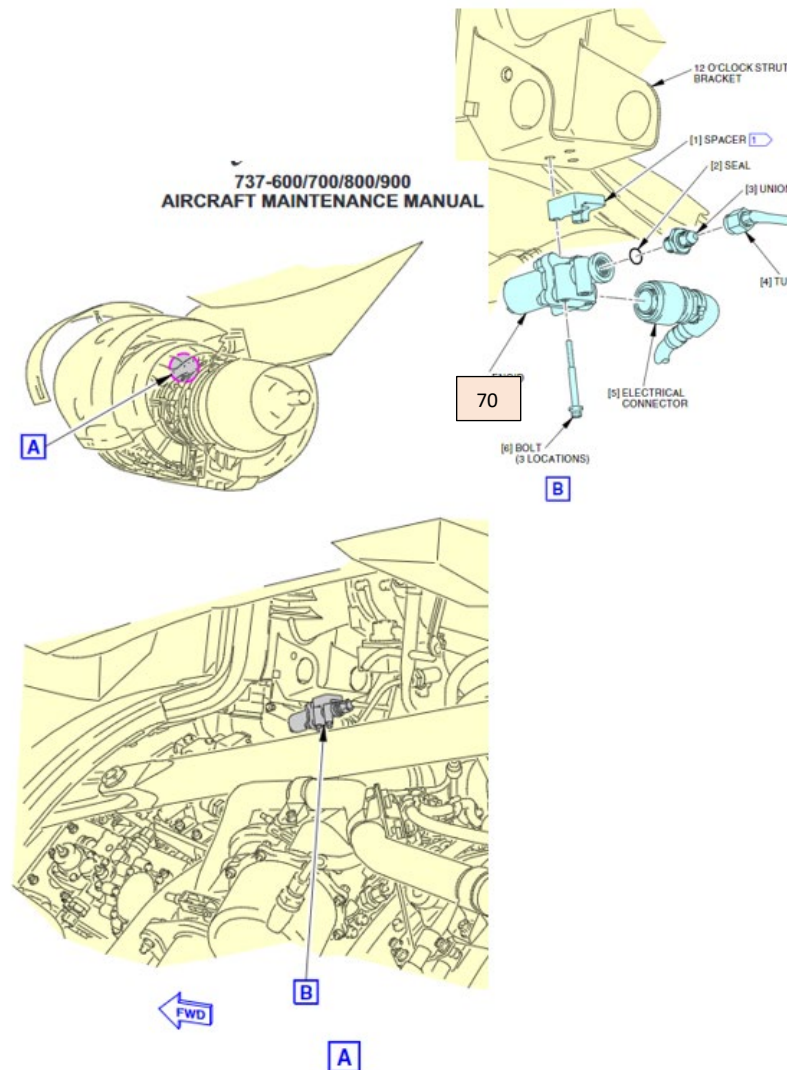
[1] REMOVAL OF THESE COMPONENTS IS NOT NECESSARY IF THEY ARE INSTALLED ON THE NEW PRSOV.

E73411 50006577950\_V5

Pressure Regulating and Shutoff Valve (PRSOV) Installation  
Figure 401/36-11-04-990-801 (Sheet 1 of 3)

AY:

737-600/700/800/900  
AIRCRAFT MAINTENANCE MANUAL



# CFM56-7B QEC INVENTORY CHECK FOR PRE-PURCHASE.



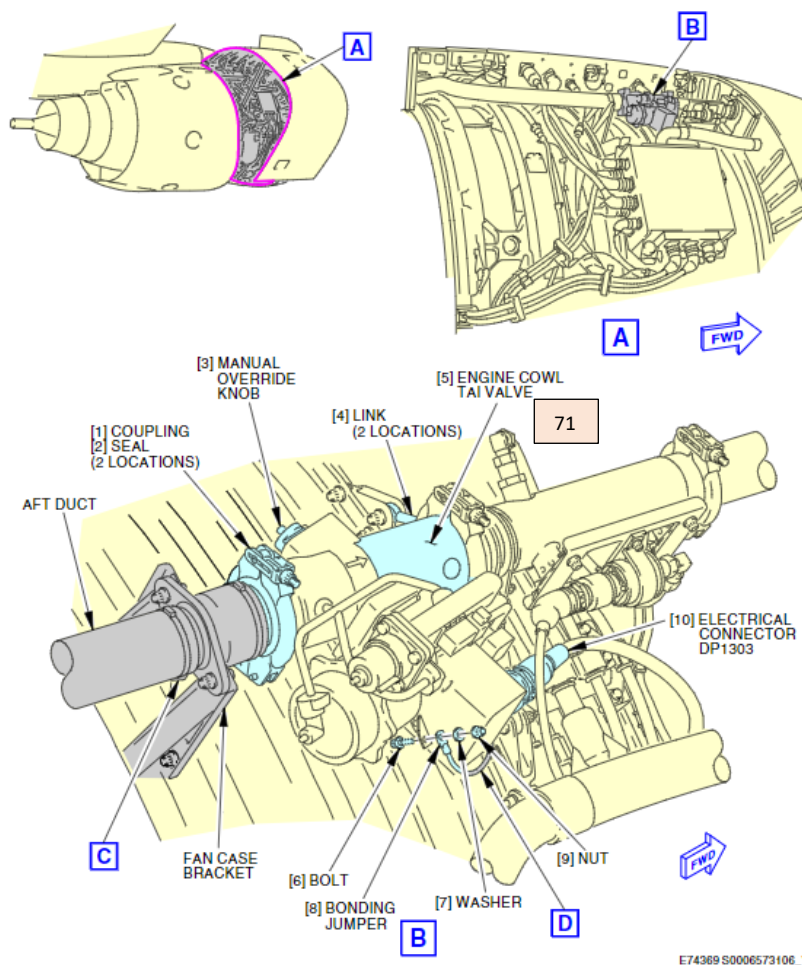
**FRM AVIATION SERVICES**

FLEET RELIABILITY MANAGEMENT

P/N:	CFM56-7B26	S/N:	[REDACTED]	TSN:	71677:00	INSPECTOR:	
DATE:	10.09.2021	LOCATION:	STANSTED (STN)	CSN:	29896	CLIENT:	

AZ:

737-600/700/800/900  
AIRCRAFT MAINTENANCE MANUAL



E74369 S0006573106\_V5

Engine Cowl TAI Valve Installation  
Figure 401/30-21-11-990-801 (Sheet 1 of 3)



# CFM56-7B QEC INVENTORY CHECK FOR PRE-PURCHASE.




**FRM AVIATION SERVICES**

FLEET RELIABILITY MANAGEMENT

P/N:	CFM56-7B26	S/N:	[REDACTED]	TSN:	71677:00	INSPECTOR:	
DATE:	10.09.2021	LOCATION:	STANSTED (STN)	CSN:	29896	CLIENT:	

MISSING COMPONENT PHOTOS:



REF:	COMPONENT	QEC ITEM NO.	PAGE NO.	FIG
A	PUMP – OIL LUBRICATION & SCAVENGE	41	15	X

NAME	SIGN	STAMP	DATE OF INSP	DATE OF REPORT
			10.09.2021	15.09.2021